



2024

The Concentration is the essence

MIND INTERNATIONAL GROUP LTD.

ADD:8F,#4 TOWER, NORTH-BANK FORTUNE CENTRE,
JIANG BEI DISTRICT, NINGBO CHINA

Tel: 86-574-87313168

Direct:86-574-87313141

Whatsapp:86-13906684704

Wechat:13906684704

Http: www.nbmind.com

E-mail: mind@nbmind.com

MIND INTERNATIONAL GROUP LTD

www.nbmind.com

CONTENTS

 ELECTRIC DRILL 1-2	 IMPACT DRILL 3-9	 SPEED DRILL 10	 ANGLE GRINDER 11-22	 DELTA MULTIPLIER 23-24
 CIRCULAR SAW 25-29	 RECIPROCATING SAW 30	 ELECTRIC PLANER 31-33	 THICKNESS PLANER & JOINTER 34	 BELT SANDER 35
 MARBLE CUTTER 36	 HAMMER DRILL 37-41	 DEMOLITION BREAKER 42	 MINI GRINDER 43-45	 PENDULUM JIG SAW 46-51
 SANDER 52-55	 ELECTRIC ROUTER 56	 MITRE SAW 57-59	 DRILL PRESS 60	 HOT AIR GUN 61-63

 PORTABLE BLOWER 64-65	 BENCH GRINDER 66-68	 FAVOURITE MODELS FOR SOUTH-EAST ASIA 69-72	 GARDEN TOOLS 73-94	 CUT OFF MACHINE 95
 WET AND DRY VACUUM CLEANER 96	 Dry Ash Cleaner/ Drywall Sander 97	 CORDLESS TOOLS 98-129	 ELECTRIC SCREWDRIVER 130	 IMPACT WRENCH 130
 ELECTRIC HOIST 131	 SCROLLSAW/BAND SAW 132	 AIR COMPRESSOR 133-134	 GENERATOR 135-140	 WATER PUMP 141-143
 PRESSURE CLEANER 144-147	 TOOLS SET 148	 POLISHER 149-150	 WOOD TOOLS & GRINDING DRILL TOOLS 151-152	 ELECTRIC WELDER 153-155



PH139



PH103



PH150



PH109

CHARACTERISTIC DESCRIPTION

- With torque adjustment, professional unscrew the screws
- Humanized design, Speed regulating reversing switch
- Soft design enable feel more comfortable
- Small body, big power to make the machine more powerful
- Full-bearing for long lifetime
- Shaft gear machining after harden



	PH139	PH103	PH150	PH109
	Electric Drill	Electric Drill	Electric Drill	Electric Drill
-Voltage & Frequency:	230/110V-50/60Hz	230/110V-50/60Hz	230/110V-50/60Hz	230/110V-50/60Hz
-Input Power:	280W	280W	280W	280W
-No Load Speed:	0-750rpm	0-750rpm	0-750rpm	0-750rpm
-Max. Drilling Dia.:	Ø10mm	Ø10mm	Ø10mm	Ø10mm
-Outer carton QTY:	10pcs	10pcs	10pcs	10pcs
-G.W/N.W:	15/14kg	15/14kg	15/14kg	16/15kg
-Carton size:	48x38x25cm	50x40x26cm	50x40x26cm	50x40x26cm



PH151



PH146



PH115



PH107

CHARACTERISTIC DESCRIPTION

- With torque adjustment, professional unscrew the screws
- Humanized design, Speed regulating reversing switch
- Soft design enable feel more comfortable
- Small body, big power to make the machine more powerful
- Full-bearing for long lifetime
- Shaft gear machining after harden



	PH151	PH146	PH115	PH107
	Electric Drill	Electric Drill	Electric Drill	Electric Drill
-Voltage & Frequency:	230/110V-50/60Hz	230/110V-50/60Hz	230/110V-50/60Hz	230/110V-50/60Hz
-Input Power:	400W	450W	350W	450W
-No Load Speed:	0-2800rpm	0-2800rpm	2500rpm	0-3300rpm
Max. Drilling Dia.:	Ø10mm	Ø10mm	Ø10mm	Ø10mm
-Outer carton QTY:	10pcs	10pcs	10pcs	10pcs
-G.W/N.W:	15/14kg	16/15kg	16/15kg	17/16kg
-Carton size:	38x25x44.5cm	48x36x26cm	37x24x44cm	48x36x26cm



PH131



PH132



PH137



PH170



PH130



PH153



PH124



PH128

CHARACTERISTIC DESCRIPTION

- With torque adjustment, professional unscrew the screws
- Humanized design, Speed regulating reversing switch
- Soft design enable feel more comfortable
- Small body, big power to make the machine more powerful
- Full-bearing for long lifetime
- Shaft gear machining after harden



	PH131	PH132	PH130	PH153
	Impact Drill	Impact Drill	Impact Drill	Impact Drill
-Voltage & Frequency:	230/110V~50/60Hz	230/110V~50/60Hz	230/110V~50/60Hz	230/110V~50/60Hz
-Input Power:	500W	500W	500W	550W
-No Load Speed:	0-3000rpm	0-3000rpm	0-3000rpm	0-2800rpm
-Max. Drilling Dia.:	Ø13mm	Ø13mm	Ø13mm	Ø13mm
-Outer carton QTY:	10pcs	10pcs	10pcs	10pcs
-G.W/N.W.:	20/19kg	20/19kg	21/19kg	21/19kg
-Carton size:	46x37x23cm	46x37x23cm	55x37x25cm	55x37x25cm

CHARACTERISTIC DESCRIPTION

- The maturity of the motor
- The appearance of novel
- Speed regulating reversing switch
- Two function arbitrarily change
- Full-bearing for long lifetime
- Electronic stepless switch



	PH137	PH170	PH124	PH128
	Impact Drill	Impact Drill	Impact Drill	Impact Drill
-Voltage & Frequency:	230/110V~50/60Hz	230/110V~50/60Hz	230/110V~50/60Hz	230/110V~50/60Hz
-Input Power:	500W	600W	710W	800W
-No Load Speed:	0-3000rpm	0-3000rpm	0-3000rpm	0-3000rpm
-Max. Drilling Dia.:	Ø13mm	Ø13mm	Ø13mm	Ø13mm
-Outer carton QTY:	10pcs	10pcs	10pcs	10pcs
-G.W/N.W.:	22/21kg	22.5/21.5kg	23.5/22.5kg	24/23kg
-Carton size:	56x38x26cm	56x30x26cm	56x38x26cm	56x38x26cm



PH113



PH141



PH181



PH182



PH125



PH145



PH168



PH169

CHARACTERISTIC DESCRIPTION

- The maturity of the motor
- Soft design enable feel more comfortable
- Speed regulating reversing switch
- Two function arbitrarily change
- Full-bearing for long lifetime
- Aluminum head makes the machine more stable



	PH113	PH141	PH125	PH145
	Impact Drill	Impact Drill	Impact Drill	Impact Drill
-Voltage & Frequency:	230/110V-50/60Hz	230/110V-50/60Hz	230/110V-50/60Hz	230/110V-50/60Hz
-Input Power:	500W	650/710W	710W	800/900W
-No Load Speed:	0-2500rpm	0-2800rpm	0-3000rpm	0-2800rpm
-Max. Drilling Dia.:	Ø13mm	Ø13mm	Ø13mm	Ø13mm
-Outer carton QTY:	10pcs	10pcs	10pcs	10pcs
-G.W/N.W.:	23/22kg	23/21kg	21/20kg	24/22kg
-Carton size:	46x37x30cm	48x37x30cm	54x40x29cm	50x38x31cm

CHARACTERISTIC DESCRIPTION

- Soft design enable feel more comfortable
- The two function of random transform
- Speed regulating reversing switch
- The appearance of novel
- The working efficiency is high,suitable for professional users



	PH181	PH182	PH168	PH169
	Impact Drill	Impact Drill	Impact Drill	Impact Drill
-Voltage & Frequency:	230/110V-50/60Hz	230/110V-50/60Hz	230/110V-50/60Hz	230/110V-50/60Hz
-Input Power:	650/750W	850/950W	700/900W	800/900W
-No Load Speed:	0-3000rpm	0-3000rpm	0-2800rpm	0-2800rpm
-Max. Drilling Dia.:	Ø13mm	Ø13mm	Ø13mm	Ø13mm
-Outer carton QTY:	10pcs	10pcs	10pcs	10pcs
-G.W/N.W.:	23/22kg	24/23kg	23/22kg	26/25kg
-Carton size:	60x40x24.5cm	65.5x42x24.5cm	60x37x26.5cm	51x39x32cm



CHARACTERI DESCRIPTION

- The maturity of the motor
- Soft design enable feel more comfortable
- Speed regulating reversing switch
- Two function arbitrarily change
- Full-bearing for long lifetime
- Aluminum head makes the machine more stable



	PH163	PH164	PH165	PH167
	Impact Drill	Impact Drill	Impact Drill	Impact Drill
-Voltage & Frequency:	230/110V~50/60Hz	230/110V~50/60Hz	230/110V~50/60Hz	230/110V~50/60Hz
-Input Power:	500W	650W	710W	900W
-No Load Speed:	0-2900rpm	0-2800rpm	0-2800rpm	0-2800rpm
-Max. Drilling Dia.:	Ø13mm	Ø13mm	Ø13mm	Ø13mm
-Outer carton QTY:	10pcs	10pcs	10pcs	10pcs
-G.W/N.W.:	20/19kg	21/20kg	23/22kg	24/23kg
-Carton size:	40x30x50cm	40x30x50cm	41x31x51cm	41x31x51cm



CHARACTERI DESCRIPTION

- The maturity of the motor
- Soft design enable feel more comfortable
- Speed regulating reversing switch
- Two function arbitrarily change
- Full-bearing for long lifetime
- Aluminum head makes the machine more stable



	PH152	PH156	PH157	PH158
	Impact Drill	Impact Drill	Impact Drill	Impact Drill
-Voltage & Frequency:	230/110V~50/60Hz	230/110V~50/60Hz	230/110V~50/60Hz	230/110V~50/60Hz
-Input Power:	550W	710W	850W	1050W
-No Load Speed:	0-2800rpm	0-2800rpm	0-2800rpm	0-1000/2800rpm
-Max. Drilling Dia.:	Ø13mm	Ø13mm	Ø13mm	Ø13/16mm
-Outer carton QTY:	10pcs	10pcs	10pcs	6pcs
-G.W/N.W.:	22/20kg	23/21kg	24/22kg	22/21kg
-Carton size:	52x42x32cm	52x42x32cm	54x42x33cm	56x40x28.5cm



CHARACTERISTIC DESCRIPTION

- The maturity of the motor
- Pay the handle can put bit
- Speed regulating reversing switch
- Two function arbitrarily change
- Full-bearing for long lifetime
- Electronic stepless switch



	PH133	PH134	PH135	PH136
	Impact Drill	Impact Drill	Impact Drill	Impact Drill
-Voltage & Frequency:	230/110V~50/60Hz	230/110V~50/60Hz	230/110V~50/60Hz	230/110V~50/60Hz
-Input Power:	710W	800W	900W	1050W
-No Load Speed:	0-3000rpm	0-3000rpm	0-2800rpm	0-1100/2800rpm
-Max. Drilling Dia.:	Ø13mm	Ø13mm	Ø13mm	Ø13/16mm
-Outer carton QTY:	5pcs	5pcs	5pcs	5pcs
-G.W/N.W:	12/11kg	14.5/13.5kg	18.5/17.5kg	20/19kg
-Carton size:	38x32x27cm	39x32x26cm	47x37x28cm	47x37.5x28cm



PH174

PH175

PH176



	PH174	PH175	PH176
	Speed Drill	Speed Drill	Speed Drill
-Voltage & Frequency:	230/110V~50/60Hz	240/220V~50/60Hz	230/110V~50/60Hz
-Input Power:	1200W	1300W	1600W
-No Load Speed:	0-700rpm	0-700rpm	0-500/0-800rpm
-Dia.of Mixing:	120mm	120mm	140mm
-Tool-connection:	M14	M14	M14
-Outer carton QTY:	6pcs	4pcs	2pcs
-G.W/N.W:	25.5/24.5kg	22/18.4kg	21/20kg
-Carton size:	64.5x36x46.5cm	55.5x46.5x33.5cm	66.5x34x22.5cm



ANGLE GRINDER



CHARACTERISTIC DESCRIPTION

- Classic style, make a lot of people like
- The use of safety switch
- Light machine, convenient operation
- Certification is complete, the quality of the machine more at ease



	PH401/PH501	PH411/PH511	PH406	PH412/PH512
	Angle Grinder	Angle Grinder	Angle Grinder	Angle Grinder
-Voltage & Frequency:	230/110V~50/60Hz	230/110V~50/60Hz	230/110V~50/60Hz	230/110V~50/60Hz
-Input Power:	500W	500W	500W	500/600W
-No Load Speed:	11000rpm	11000rpm	11000rpm	11000rpm
-Dia.of Wheel:	Ø115/125mm	Ø115/125mm	Ø115mm	Ø115/125mm
-Outer carton QTY:	10pcs	10pcs	6pcs	10pcs
-G.W/N.W:	18/17kg	18/17kg	13/12kg	18/17kg
-Carton size:	62x31x23cm	62x31x23cm	40x31x26cm	64x31x25cm



PH458/PH558



PH430/PH530



PH417/PH517



PH439/PH539

CHARACTERISTIC DESCRIPTION

- Classic style,make a lot of people like
- The use of safety switch
- Light machine,convenient operation
- Certification is complete,the quality of the machine more at ease



	PH458/PH558	PH430/PH530	PH417/PH517	PH439/PH539
	Angle Grinder	Angle Grinder	Angle Grinder	Angle Grinder
-Voltage & Frequency:	230/110V-50/60Hz	230/110V-50/60Hz	230/110V-50/60Hz	230/110V-50/60Hz
-Input Power:	600W	710W	720W	750/900W
-No Load Speed:	11000rpm	11000rpm	11000rpm	12000rpm
-Dia.of Wheel:	Ø115/125mm	Ø115/125mm	Ø115/125mm	Ø115/125mm
-Outer carton QTY:	6pcs	10pcs	10pcs	6pcs
-G.W/N.W:	13.5/12.5kg	20/19kg	22/20kg	14.5/14kg
-Carton size:	41x31x25cm	58x32x24cm	60.5x37x24cm	45x36x26cm



PH408/PH508



PH445/545



PH405/PH505



PH440/PH540

CHARACTERISTIC DESCRIPTION

- Classic style,make a lot of people like
- Head with self-locking,change the grinding wheel piece more convenient
- The use of safety switch
- Light machine,convenient operation
- Certification is complete,the quality of the machine more at ease



	PH408/PH508	PH445/545	PH405/PH505	PH440/PH540
	Angle Grinder	Angle Grinder	Angle Grinder	Angle Grinder
-Voltage & Frequency:	230/110V-50/60Hz	230/110V-50/60Hz	230/110V-50/60Hz	230/110V-50/60Hz
-Input Power:	710W	750W	900W	900W
-No Load Speed:	11000rpm	11000rpm	11000rpm	11000rpm
-Dia.of Wheel:	Ø115/125mm	Ø115/125mm	Ø115/125mm	Ø115/125mm
-Outer carton QTY:	6pcs	10pcs	6pcs	10pcs
-G.W/N.W:	16.5/15.5kg	23/22kg	16/13kg	23/22kg
-Carton size:	44x39x24cm	62.5x35x25cm	42x33x22cm	60x34x23cm



PH444/544



PH425/PH525



PH446/PH546



PH402/PH502



PH433/PH533



PH534



PH436/PH506



PH442/PH542

CHARACTERISTIC DESCRIPTION

- Novel appearance,with soft leather
- Head with self-locking,change the grinding wheel piece more convenient
- The use of safety switch
- Large power,make the machine more powerful
- Certification is complete,the quality of the machine more at ease



	PH444/PH544	PH425/PH525	PH433/PH533	PH534
	Angle Grinder	Angle Grinder	Angle Grinder	Angle Grinder
-Voltage & Frequency:	230/110V-50/60Hz	230/110V-50/60Hz	230/110V-50/60Hz	230/110V-50/60Hz
-Input Power:	600W	750/850W	900/1100W	1400W
-No Load Speed:	11000rpm	11000rpm	12000rpm	2000-10000rpm
-Dia.of Wheel:	Ø115/125mm	Ø115/125mm	Ø115/125mm	Ø125mm
-Outer carton QTY:	10pcs	6pcs	4pcs	6pcs
-G.W/N.W:	18/17kg	12/11kg	11/ 10.5kg	17/15kg
-Carton size:	64x31x25cm	41x33x26cm	36.5x30x26cm	43.5x36.5x25.5cm

CHARACTERISTIC DESCRIPTION

- Novel appearance,with soft leather
- Head with self-locking,change the grinding wheel piece more convenient
- The use of safety switch
- Large power,make the machine more powerful
- Certification is complete,the quality of the machine more at ease



	PH446/PH546	PH402/PH502	PH436/PH506	PH442/PH542
	Angle Grinder	Angle Grinder	Angle Grinder	Angle Grinder
-Voltage & Frequency:	230/110V-50/60Hz	230/110V-50/60Hz	230/110V-50/60Hz	230/110V-50/60Hz
-Input Power:	750W	860W	900W	1100W
-No Load Speed:	0-11000rpm	11000rpm	11000rpm	12000/0-12000rpm
-Dia.of Wheel:	Ø115/125mm	Ø115/125mm	Ø115/125mm	Ø115/125mm
-Outer carton QTY:	10pcs	10pcs	6pcs	6pcs
-G.W/N.W:	20/19kg	24/23kg	17/16kg	16.5/15.5kg
-Carton size:	50x38x24cm	62.5x40x25cm	41x38x26cm	45x43x26cm



PH438/PH538



PH605/PH705



PH590/PH690



PH630/PH730

CHARACTERISTIC DESCRIPTION

- Novel appearance,with soft leather
- Head with self-locking,change the grinding wheel piece more convenient
- The use of safety switch
- Large power,make the machine more powerful
- Certification is complete,the quality of the machine more at ease



	PH438/PH538	PH605/PH705	PH590/PH690	PH630/PH730
	Angle Grinder	Angle Grinder	Angle Grinder	Angle Grinder
-Voltage & Frequency:	230/110V-50/60Hz	230/110V-50/60Hz	230/110V-50/60Hz	230/110V-50/60Hz
-Input Power:	1200W	1400W	1200W	1400W
-No Load Speed:	11000rpm	3000-9000rpm	10000rpm	8000rpm
-Dia.of Wheel:	Ø115/125mm	Ø150/180mm	Ø125/150mm	Ø150/180mm
-Outer carton QTY:	6pcs	6pcs	6pcs	4pcs
-G.W/N.W:	16/15kg	22/21kg	18/17kg	16/15kg
-Carton size:	44x41x26cm	48x38.5x27cm	39x38x23cm	48x26x29cm



PH707/PH807



PH703/PH803



PH713/PH813

CHARACTERISTIC DESCRIPTION

- Novel appearance,with soft leather
- Head with self-locking,change the grinding wheel piece more convenient
- The use of safety switch
- Large power,make the machine more powerful
- Certification is complete,the quality of the machine more at ease



	PH707/PH807	PH703/PH803	PH713/PH813
	Angle Grinder	Angle Grinder	Angle Grinder
-Voltage & Frequency:	230/110V-50/60Hz	230/110V-50/60Hz	230/110V-50/60Hz
-Input Power:	2000W	2200/2400W	2200W
-No Load Speed:	6000rpm	6500rpm	6600rpm
-Dia.of Wheel:	Ø180/230mm	Ø180/230mm	Ø180/230mm
-Outer carton QTY:	2pcs	2pcs	2pcs
-G.W/N.W:	11/10kg	12/11.5kg	13/12kg
-Carton size:	48x27x19cm	54.5x29.5x19cm	61x40x15cm



PH407/PH507

PH426/PH526

PH422/PH522



PH722/PH822

CHARACTERISTIC DESCRIPTION

- Novel appearance,with soft leather
- Head with self-locking,change the grinding wheel piece more convenient
- The use of safety switch
- Large power,make the machine more powerful
- Certification is complete,the quality of the machine more at ease



PH423/PH523

PH443/PH543

PH710/PH810



PH723/PH823

CHARACTERISTIC DESCRIPTION

- Novel appearance,with soft leather
- Head with self-locking,change the grinding wheel piece more convenient
- The use of safety switch
- Large power,make the machine more powerful
- Certification is complete,the quality of the machine more at ease



	PH407/PH507	PH426/PH526	PH422/PH522	PH722/PH822
	Angle Grinder	Angle Grinder	Angle Grinder	Angle Grinder
-Voltage & Frequency:	230/110V-50/60Hz	230/110V-50/60Hz	230/110V-50/60Hz	230/110V-50/60Hz
-Input Power:	620W	900W	1010W	2400W
-No Load Speed:	11000rpm	11000rpm	11000rpm	6200rpm
-Dia.of Wheel:	Ø115/125mm	Ø115/125mm	Ø115/125mm	Ø180/230mm
-Outer carton QTY:	6pcs	6pcs	6pcs	2pcs
-G.W/N.W:	13.5/12.5kg	14/13kg	17.5/16.5kg	16/15kg
-Carton size:	44x32.5x25cm	44x33x26cm	44x44x25cm	55x30x17cm

	PH423/PH523	PH443/PH543	PH710/PH810	PH723/PH823
	Angle Grinder	Angle Grinder	Angle Grinder	Angle Grinder
-Voltage & Frequency:	230/110V-50/60Hz	230/110V-50/60Hz	230/110V-50/60Hz	230/110V-50/60Hz
-Input Power:	650/850W	900/1150W	2000W	2350/2500W
-No Load Speed:	12000rpm	12000/4000-12000rpm	6000rpm	6000rpm
-Dia.of Wheel:	Ø115/125mm	Ø115/125mm	Ø180/230mm	Ø180/230mm
-Outer carton QTY:	6pcs	6pcs	2pcs	2pcs
-G.W/N.W:	13.5/12.5kg	15/14kg	11/10kg	15/14kg
-Carton size:	41x32x26cm	42x41x26 cm	54x28x19cm	57x28x19cm



PH427/PH527

PH410/PH510

PH429/PH529



PH418/PH518

PH420/PH520

PH421/PH521



PH702/PH802

PH701/PH801

CHARACTERISTIC DESCRIPTION

- Novel appearance,with soft leather
- Head with self-locking,change the grinding disc more convenient
- The use of safety switch
- Large power,make the machine more powerful
- Certification is complete,the quality of the machine more at ease



PH709/PH809

CHARACTERISTIC DESCRIPTION

- Novel appearance,with soft leather
- Head with self-locking,change the grinding disc more convenient
- The use of safety switch
- Large power,make the machine more powerful
- Certification is complete,the quality of the machine more at ease



	PH427/PH527	PH410/PH510	PH429/PH529	PH701/PH801 PH702/PH802
	Angle Grinder	Angle Grinder	Angle Grinder	Angle Grinder
-Voltage & Frequency:	230/110V-50/60Hz	230/110V-50/60Hz	230/110V-50/60Hz	230/110V-50/60Hz
-Input Power:	600/750W	750W	900/1200W	2000/2100W
-No Load Speed:	12000rpm	11000rpm	12000/3000-12000rpm	6500rpm
-Dia.of Wheel:	Ø115/125mm	Ø115/125mm	Ø125mm	Ø180/230mm
-Outer carton QTY:	6pcs	6pcs	6pcs	2pcs
-G.W/N.W:	11/10kg	12/11kg	16/15kg	12/11kg
-Carton size:	41x33x26cm	41x33x26cm	45x45x26cm	56x28x19cm

	PH418/PH518	PH420/PH520	PH421/PH521	PH709/PH809
	Angle Grinder	Angle Grinder	Angle Grinder	Angle Grinder
-Voltage & Frequency:	230/110V-50/60Hz	230/110V-50/60Hz	230/110V-50/60Hz	230/110V-50/60Hz
-Input Power:	600/710W	850W	1200W	2000/2200W
-No Load Speed:	11000rpm	11000rpm	11000rpm	6200rpm
-Dia.of Wheel:	Ø115/125mm	Ø115/125mm	Ø125mm	Ø180/230mm
-Outer carton QTY:	6pcs	6pcs	6pcs	2pcs
-G.W/N.W:	14/13kg	16/15kg	17.5/16.5kg	13/12kg
-Carton size:	44x32.5x25cm	44x32.5x25cm	44x44x25cm	55x29.5x17cm



CHARACTERISTIC DESCRIPTION

- Compact, ergonomic design
- Extensive rang of accessories offers solutions for many applications
- Speed pre-selection for perfect adjustment to suit different accessories and work materials
- Rubber-coated handle surfaces enable comfortable work in different positions



	PH4506	PH4508	PH4509
	Delta Multiplier	Delta Multiplier	Delta Multiplier
-Voltage & Frequency:	230/110V-50/60Hz	230/110V-50/60Hz	230/110V-50/60Hz
-No-Load Speed:	21000opm	15000-21000opm	22000/15000-22000opm
-Rated Input Power:	200W	280W	220/300W
-Oscillations:	3°	3°	3°

	PH4511	PH4510
	Delta Multiplier	Delta Multiplier
-Voltage & Frequency:	230/110V-50/60Hz	230/110V-50/60Hz
-No-Load Speed:	15000-22000opm	22000/15000-22000opm
-Rated Input Power:	300W	220/300W
-Oscillations:	3.5°	3°





CIRCULAR SAW



PH904



PH903



PH901



PH906

CHARACTERISTIC DESCRIPTION

- Safety cover automatically shut down, to protect the operator safety.
- Strong and durable steel plate, ensure use safety.
- Sharp blade, greatly improve the work efficiency.
- Can be convenient for carbon brush



	PH904	PH903	PH901	PH906
	Metal Saw	Metal Saw	Circular Saw	Circular Saw
-Voltage & Frequency:	230/110V-50/60Hz	230/110V-50/60Hz	230/110V-50/60Hz	230/110V-50/60Hz
-Input Power:	600W	710W	900W	1200W
-No Load Speed:	4200rpm	4300rpm	4500rpm	4500rpm
-Dia.of Blade:	Ø85mm	Ø85mm	Ø140mm	Ø160mm
-Outer carton QTY:	4pcs	4pcs	4pcs	4pcs
-G.W/N.W:	12/10.5kg	12/10.5kg	19/17kg	19/17.5kg
-Carton size:	50x33x47cm	50x33x47cm	57x47.5x25cm	48x35x51cm



PH921



PH920



PH910



PH908

CHARACTERISTIC DESCRIPTION

- Safety cover automatically shut down, to protect the operator safety.
- Strong and durable steel plate, ensure use safety.
- Sharp blade, greatly improve the work efficiency.
- Can be convenient for carbon brush



	PH921/PH920	PH910	PH908
	Circular Saw	Circular Saw	Circular Saw
-Voltage & Frequency:	230/110V-50/60Hz	230/110V-50/60Hz	230/110V-50/60Hz
-Input Power:	1200W	1200W	1200W
-No Load Speed:	4500rpm	5000rpm	5500rpm
-Dia.of Blade:	Ø185mm	Ø185mm	Ø185mm
-Outer carton QTY:	4pcs	4pcs	4pcs
-G.W/N.W:	20/19kg	17/16kg	19/18kg
-Carton size:	50x35.5x45cm	58.5x48x28.5cm	50x35x50cm



PH912



PH911



PH917



PH915

CHARACTERISTIC DESCRIPTION

- Safety cover automatically shut down, to protect the operator safety.
- Strong and durable steel plate, ensure use safety.
- Sharp blade, greatly improve the work efficiency.
- Can be convenient for carbon brush



	PH912/PH911	PG917	PH915
	Circular Saw	Circular Saw	Circular Saw
-Voltage & Frequency:	230/110V-50/60Hz	230V-50Hz	230/110V-50/60Hz
-Input Power:	1200W	1400w	1400W
-No Load Speed:	4500rpm	4800rpm	4800rpm
-Dia.of Blade:	Ø185mm	185mm	Ø185mm
-Outer carton QTY:	4pcs	4pcs	4pcs
-G.W/N.W:	21/19kg	20/19kg	20/19kg
-Carton size:	49x34x54cm	50x34.5x51cm	50x34.5x51cm



PH933 

PH932



PH916



PH926



CHARACTERISTIC DESCRIPTION

- Safety cover automatically shut down, to protect the operator safety.
- Strong and durable steel plate, ensure use safety.
- Sharp blade, greatly improve the work efficiency.
- Can be convenient for carb on brush

	PH932/PH933	PH916	PH926
	Circular Saw	Circular Saw	Circular Saw
-Voltage & Frequency:	230/110V-50/60Hz	230/110V-50/60Hz	230/110V-50/60Hz
-Input Power:	1200/1500W	1500W	1800W
-No Load Speed:	4500rpm	5000rpm	5500rpm
-Dia.of Blade:	Ø185mm	Ø185mm	Ø200mm
-Outer carton QTY:	2pcs	4pcs	2pcs
-G.W/N.W:	21/19kg	20/19kg	16/14kg
-Carton size:	52x36x54cm	50x35x51cm	64x38.5x18.5cm




PH956



PH957



PH954



PH958

	PH956	PH957	PH954	PH958
	Reciprocating Saw	Reciprocating Saw	Reciprocating Saw	Reciprocating Saw
-Voltage & Frequency:	230/110V-50/60Hz	230/110V-50/60Hz	230/110V-50/60Hz	230/110V-50/60Hz
-Input Power:	650W	750W	710W	710/850W
-No Load Speed:	0-2800rpm	0-2800rpm	0-2800rpm	0-2800rpm
-Stroke Length:	22mm	22mm	22 mm	20/28mm
-Outer carton QTY:	6pcs	6pcs	6pcs	5pcs
-G.W/N.W:	17/16.5kg	17.5/16.5kg	17/16.5kg	13.2/12.5kg
-Carton size:	48x27x33cm	48x27x33cm	48x27x33cm	51.5x44.5x20.5cm



PH1006



PH1003



PH1002



PH1025



PH1004



PH1005



PH1027

CHARACTERISTIC DESCRIPTION

- With blade protection function
- Precision machined base for smooth and accurate planing
- Left or right dust ejection
- With rebating depth function



	PH1006	PH1003	PH1004	PH1005
	Electric Planer	Electric Planer	Electric Planer	Electric Planer
- Voltage & Frequency:	230/110V~50/60Hz	230/110V~50/60Hz	230/110V~50/60Hz	230/110V~50/60Hz
-Input Power:	500W	650W	600W	710W
-No Load Speed:	15000rpm	16800rpm	16000rpm	16500rpm
- Chuck Pad:	82x1mm	82x2mm	82x2mm	82x2mm
-Outer carton QTY:	6pcs	6pcs	6pcs	6pcs
-G.W/N.W.:	19/18kg	19/17kg	19/18kg	20/19kg
- Carton size:	52x31x36cm	50x32x37cm	50x30x37cm	51x32x40cm

CHARACTERISTIC DESCRIPTION

- With blade protection function
- Precision machined base for smooth and accurate planing
- Left or right dust ejection
- With rebating depth function



	PH1002	PH1025	PH1027
	Electric Planer	Electric Planer	Electric Planer
-Voltage & Frequency:	230/110V~50/60Hz	230/110V~50/60Hz	230/110V~50/60Hz
-Input Power:	900W	850W	650W
-No Load Speed:	16000rpm	16000rpm	16000rpm
-Chuck Pad:	82x3mm	82x3mm	82x1mm
-Outer carton QTY:	6pcs	4pcs	6pcs
-G.W/N.W.:	20/19kg	15/13.5kg	20/19kg
-Carton size:	53x32x37.5cm	41x33x37cm	54x32x41cm



PH1013



PH1026




CHARACTERISTIC DESCRIPTION

- With blade protection function
- Precision machined base for smooth and accurate planing
- Left or right dust ejection
- With rebating depth function
- Table planer suits different use



	PH1013	PH1026
	Electric Planer	Electric Planer
-Voltage & Frequency:	230/110V-50/60Hz	230/110V-50/60Hz
-Input Power:	900W	1300W
-No Load Speed:	16500rpm	16000rpm
-Chuck Pad:	82x3mm	110x3.5mm
-Outer carton QTY:	4pcs	2pcs
-G.W/N.W:	15/14kg	12/11kg
-Carton size:	40x34x42cm	41x38x24cm



PH1031



PH1041



PH1032



	PH1031	PH1041	PH1032
	Thickness Planer	Thickness Planer	Jointer
-Voltage & Frequency:	230/110V-50/60Hz	230/110V-50/60Hz	230/110V-50/60Hz
-Input Power:	1800W	2000W	1800W
-Blade Speed:	8000rpm	8800rpm	8000rpm
-Max cutting Depth:	3mm	3mm	■
-Range of Cutting Depth:	6-130mm	160mm	0-3mm
-Max Cutting Width:	254mm	330mm	255mm
-Left Table:	■	■	913*255/268x255mm
-Outer carton QTY:	1pc	1pc	1pc
-G.W/N.W:	23/21kg	28/26kg	29/26kg
-Carton size:	47.5x31x42cm	57x26.5x45.5cm	101x51x52cm



PH1126



PH1103



PH1106



PH1105



PH1101

CHARACTERISTIC DESCRIPTION

- Softgrip for working over longer periods of time
- Streamlined exterior and excellent components make
- Adjustable speed for controlled material removal on different requirements



	PH1126	PH1103	PH1106	PH1105	PH1101
	Belt Sander	Belt Sander	Belt Sander	Belt Sander	Belt Sander
-Voltage & Frequency:	230/110V-50/60Hz	230/110V-50/60Hz	230/110V-50/60Hz	230/110V-50/60Hz	230/110V-50/60Hz
-Input Power:	800W	900W	1050W	1050W	1200W
-Sanding Belt Speed:	120-260m/min	380m/min	0-380m/min	200-380m/min	350m/min
-Sanding Pad:	76x457mm	76x533mm	76x533mm	76x533mm	100x610mm
-Outer carton QTY:	4pcs	4pcs	6pcs	4pc	2pcs
-G.W/N.W.:	16/15kg	16/15kg	22/21kg	17/16kg	15/ 14kg
-Carton size:	36x33x32cm	38x32.5x34cm	50x38.5x44cm	39x38.5x40cm	47.5x41x23cm



PH1202



PH1203



PH1204



PH1205



PH1225

CHARACTERISTIC DESCRIPTION

- Switch the dustproof, self-locking function
- Dustproof sealing ring, prolong the service life
- Groove accomplished by one time operation
- Alloy blade is durable



	PH1202	PH1203	PH1204	PH1205	PH1225
	Marble Cutter	Marble Cutter	Marble Cutter	Tile cutter	Groove Cutter
-Voltage & Frequency:	230/110V-50/60Hz	230/110V-50/60Hz	230/110V-50/60Hz	230/110V-50/60Hz	230/110V-50/60Hz
-Input Power:	1050W	1200W	1350W	600W	1100W
-No Load Speed:	13000rpm	12000rpm	10000rpm	3000rpm	1800rpm
-Dia.of Blade:	Ø110mm	Ø110mm	Ø115mm	Ø180mm	30x30mm
-Outer carton QTY:	6pcs	6pcs	6pcs	1pc	2pcs(BMC)
-G.W/N.W.:	19/17.5kg	14/12kg	20/18kg	10/9kg	20/16kg
-Carton size:	67.5x23.5x38cm	67.5x23.5x38cm	68x24.5x38cm	38x38x30cm	40x32.5x44cm



HAMMER DRILL

POWER TOOLS



CHARACTERISTIC DESCRIPTION

- Light, compact
- Variable speed with forward and backward adjust
- Soft grip handle, operate comfortable
- Safety clutch design, ensure user's safety



	PH1304	PH1307	PH1333	PH1336
	Hammer Drill	Hammer Drill	Hammer Drill	Hammer Drill
-Voltage & Frequency:	230/110V-50/60Hz	230/110V-50/60Hz	230/110V-50/60Hz	230/110V-50/60Hz
-Input Power:	620W	800W	780W	710/900W
-No Load Speed:	0-750rpm	0-900rpm	0-1100rpm	0-900rpm
-Max.Drilling Dia:	24mm	26mm	24mm	26mm
-Bit type:	SDS.PULS:	SDS.PULS:	SDS.PULS:	SDS.PULS:
-Impact Force:	2.1J	2.5J	2.1J	2.5J
-Outer carton QTY:	5pcs(BMC)	5pcs(BMC)	5pcs(BMC)	4pcs(BMC)
-G.W/N.W:	26.5/25kg	27/25kg	26.5/25kg	23/22kg
-Carton size:	57.5x42x29.5cm	57x42x36cm	57.5x42x29.5cm	51.5x42x32cm



PH1331

CHARACTERISTIC DESCRIPTION

- Fast drilling speed
- Labyrinth air intake, increase the lifetime effectively
- Three function design, good durability
- Safety clutch design, ensure users safety



	PH1321	PH1335	PH1332
	Hammer Drill	Hammer Drill	Hammer Drill
-Voltage & Frequency:	230/110V-50/60Hz	230/110V-50/60Hz	230/110V-50/60Hz
-Input Power:	620/850W	900W	1250/1500W
-No Load Speed:	850rpm	850rpm	900/0-900rpm
-Max.Drilling Dia:	26mm	26mm	32mm
-Bit type:	SDS.PULS	SDS.PULS	SDS.PULS
-Impact Force:	3J	4J	5.1J
-Outer carton QTY:	3pcs(BMC)	3pcs(BMC)	3pcs(BMC)
-G.W/N.W:	20/18kg	21/20kg	22/21kg
-Carton size:	42x34x32cm	46x38x33cm	45x40x37cm



CHARACTERISTIC DESCRIPTION

- Fast drilling speed
- Labyrinth air intake, increase the lifetime effectively
- Three function design, good durability
- Safety clutch design, ensure users safety



	PH1303	PH1306	PH1305
	Hammer Drill	Hammer Drill	Hammer Drill
-Voltage & Frequency:	230/110V-50/60Hz	230/110V-50/60Hz	230/110V-50/60Hz
-Input Power:	850/1100W	1500W	1500/1600W
-No Load Speed:	900/0-900rpm	0-930rpm	860rpm
-Max.Drilling Dia:	32mm	32mm	32mm
-Bit type:	SDS.PULS:	SDS.PULS:	SDS.PULS:
-Impact Force:	4J	5J	6J
-Outer carton QTY:	3pcs(BMC)	2pcs(BMC)	2pcs(BMC)
-G.W/N.W:	22/21kg	16/14kg	17.5/16.5kg
-Carton size:	45x40x40cm	47x36x26cm	45x25.5x35.5cm



PH1338



PH1348



PH1309



CHARACTERISTIC DESCRIPTION

- Fast drilling speed
- Labyrinth air intake, increase the lifetime effectively
- Three function design, good durability
- Safety clutch design, ensure user's safety



	PH1338	PH1348	PH1309
	Hammer Drill	Hammer Drill	Demolition Breaker
-Voltage & Frequency:	230/110V-50/60Hz	230/110V-50/60Hz	230/110V-50/60Hz
-Input Power:	1600W	1050W	900W
-No Load Speed:	560rpm	480rpm	2900r/min
-Max.Drilling Dia:	40mm	38mm	30mm
-Bit type:	SDS.MAX:	SDS.MAX:	HEX
-Impact Force:	9J	7J	8J
-Outer carton QTY:	2pcs(BMC)	2pcs(BMC)	2pcs (iron box)
-G.W/N.W:	26/25kg	25/24kg	16/12kg
-Carton size:	52x29.5x41cm	51x29x40cm	51*25*32cm



PH1308



PH1330



PH1354

	PH1308
	Demolition Breaker
-Voltage & Frequency:	230/110V-50/60Hz
-Input Power:	1240W
-Impact Frequency:	1400r/min
-Max.Drilling Dia:	65mm
-Bit type:	HEX
-Impact Force:	40J
-Outer carton QTY:	1pc (iron box)
-G.W/N.W:	23/14.5kg
-Carton size:	51*25*32cm

	PH1330
	Demolition Breaker
-Voltage & Frequency:	230/110V-50/60Hz
-Input Power:	1500W
-Impact Frequency:	1150r/min
-Max.Drilling Dia:	65mm
-Bit type:	HEX
-Impact Force:	40J
-Outer carton QTY:	1pc(BMC)
-G.W/N.W:	22/21kg
-Carton size:	72.5*17.5*40.5cm

	PH1354
	Gasoline Jack Hammer two stroke,forced air cooled single cylind
-Voltage & Frequency:	52CC
-Input Power:	25:1
-Impact Frequency:	HEX
-Max.Drilling Dia:	13L
-Bit type:	770-1500min ⁻¹
-Impact Force:	55J
-Outer carton QTY:	1pc
-G.W/N.W:	27/21kg
-Carton size:	72.5*39*32.5cm



PH1407



PH1408



PH1425



PH1424



PH1419



PH1403



PH1413



PH1415



PH1412



PH1414



PH1406



PH1402

CHARACTERISTIC DESCRIPTION

Many parts can be assembled
Self locking
Can be used in abrasives
Light and handy machine



	PH1407	PH1408	PH1425	PH1413	PH1415	PH1412
Li-ion Mini Grinder Set						
Voltage :	4V Li-ion	4V Li-ion	4V Li-ion	4V Li-ion	4V Li-ion	4V Li-ion
-No Load Speed:	5000-15000rpm	5000-18000rpm	5000-30000rpm	5000-16000rpm	5000-25000rpm	5000-18000rpm
-Dia.of Chuck:	Ø2.3/3.2mm	Ø2.3/3.2mm	3.2mm	Ø2.3/3.2mm	Ø2.3/3.2mm	Ø2.3/3.2mm
-Outer carton QTY:	20pcs	20pcs	20pcs	20pcs	20pcs	10pcs
-G.W/N.W:	10.5/10kg	10.5/10kg	22/21kgs	10.5/10kg	11.5/11kg	12/11kg
Carton size:	57x28.5x24.5cm	57x28.5x24.5cm	48x25x21cm	57x28.5x24.5cm	59x30.5x26.5cm	66x24x36cm

	PH1424	PH1419	PH1403	PH1414	PH1406	PH1402
Li-ion Mini Grinder						
Voltage & Frequency:	8V Li-ion	8V Li-ion	230/110V-50/60Hz	230/110V-50/60Hz	230/110V-50/60Hz	230/110V-50/60Hz
-Input Power:	12W	12W	12W	130W	135W	160W
-No Load Speed:	5000-30000rpm	5000-30000rpm	10000rpm	0-30000rpm	8000-30000rpm	8000-30000rpm
-Dia.of Chuck:	3.2mm	Ø2.3/3.2mm	Ø2.3/3.2mm	Ø2.3/3.2mm	Ø2.3/3.2mm	Ø2.3/3.2mm
-Outer carton QTY:	10pc	20pcs	20pcs	6pcs	10pcs	10pcs
-G.W/N.W:	19/18kgs	11.5/11kg	16/15kg	12/10.5kg	23/21kg	23/21kg
Carton size:	43x24x33cm	50x35x25cm	48x33x43cm	47x31x38cm	47x34x48.5cm	47x34x48.5cm



CHARACTERISTIC DESCRIPTION

- Many parts can be assembled
- Self locking
- Can be used in abrasives
- Light and handy machine

	PH1420	PH1421	PH1418	PH1411	PH1423
	Mini Grinder Set				
-Voltage & Frequency:	230/110V-50/60Hz	230/110V-50/60Hz	230/110V-50/60Hz	230/110V-50/60Hz	230/110V-50/60Hz
-Input Power:	135W	135W	170W	160W	160w
-No Load Speed:	10000-33000rpm	8000-30000rpm	8000-38000rpm	8000-30000rpm	8000-30000rpm
-Dia.of Chuck:	Ø2.3/3.2mm	Ø2.3/3.2mm	Ø2.3/3.2mm	Ø2.3/3.2mm	3.2mm
-Outer carton QTY:	10pcs	10pcs	10pcs	10pcs	10pc
-G.W/N.W:	16/15kg	16/15kg	23/21kg	19.5/18.5kg	23/21kgs
-Carton size:	46x31x40cm	46x31x40cm	47x34x48.5cm	51.5x32x47cm	47x34x48.5cm



JIG SAW



PH1502 **CB**



PH1543



PH1507



PH1503



PH1520



PH1521



PH1508



PH1509

CHARACTERISTIC DESCRIPTION

- Switch-lock can be operated
- Tight structure design, light weight
- Low vibration for good operation
- Convenient cutting



	PH1502	PH1543	PH1520	PH1521
	Pendulum Jig Saw	Pendulum Jig Saw	Pendulum Jig Saw	Pendulum Jig Saw
-Voltage & Frequency:	230/110V-50/60Hz	230/110V-50/60Hz	230/110V-50/60Hz	230/110V-50/60Hz
-Input Power:	350W	350W	400W	400W
-No Load Speed:	2800rpm	3000rpm	3000rpm	3000rpm
-Cutting Capacity:	55mm	55mm	55mm	55mm
-Outer carton QTY:	10pcs	10pcs	10pcs	10pcs
-G.W/N.W:	14/12kg	16/15kg	18/17kg	19/18kg
-Carton size:	42x37x22cm	43x38x22cm	43x26x42cm	49x37x22cm

CHARACTERISTIC DESCRIPTION

- Switch-lock can be operated
- Tight structure design, light weight
- Low vibration for good operation
- Convenient cutting



	PH1507	PH1503	PH1508	PH1509
	Pendulum Jig Saw	Pendulum Jig Saw	Pendulum Jig Saw	Pendulum Jig Saw
-Voltage & Frequency:	230/110V-50/60Hz	230/110V-50/60Hz	230/110V-50/60Hz	230/110V-50/60Hz
-Input Power:	400W	450W	500W	650W
-No Load Speed:	0-3000rpm	3000/0-3000rpm	0-2800rpm	0-3000rpm
-Cutting Capacity:	55mm	55mm	55mm	80mm
-Outer carton QTY:	10pcs	10pcs	10pcs	10pcs
-G.W/N.W:	18/17kg	17/16kg	17/16kg	19/18kg
-Carton size:	45.5x27x44cm	43.5x39.5x22.5cm	47x37x23cm	46x27x48cm



PH1545



PH1510



PH1546



PH1547



PH1548



PH1513



PH1552



Aluminum plate

CHARACTERISTIC DESCRIPTION

- Switch-lock can be operated
- Tight structure design, light weight
- Low vibration for good operation
- Convenient cutting

CHARACTERISTIC DESCRIPTION

- Soft design enable feel more comfortable
- The two function of random transform
- Speed regulating reversing switch
- Copper wire motor
- The appearance of novel
- The working efficiency is high,suitable for professional users



PH1549



Aluminum plate



	PH1545	PH1510	PH1513	PH1552
	Pendulum Jig Saw	Pendulum Jig Saw	Pendulum Jig Saw	Pendulum Jig Saw
-Voltage & Frequency:	230/110V-50/60Hz	230/110V-50/60Hz	230/110V-50/60Hz	230/110V-50/60Hz
-Input Power:	570W	650/710W	500/750W	600/710W
-No Load Speed:	0-3000rpm	0-3000rpm	500-3000rpm	0-3000rpm
-Cutting Capacity:	65mm	65mm	60/80mm	65/80mm
-Outer carton QTY:	10pcs	10pcs	6pcs	10pcs
-G.W/N.W:	20/19kg	23/22kg	15/14kg	24/22kg
-Carton size:	43x26x42cm	52x42x23.5cm	48x28x25cm	52.5x41.5x22.5cm

	PH1546	PH1547	PH1548	PH1549
	Pendulum Jig Saw	Pendulum Jig Saw	Pendulum Jig Saw	Pendulum Jig Saw
-Voltage & Frequency:	230/110V-50/60Hz	230/110V-50/60Hz	230/110V-50/60Hz	230/110V-50/60Hz
-Input Power:	400W	570W	750W	750/800W
-No Load Speed:	3000rpm	800-3000rpm	800-3000rpm	800-3000rpm
-Cutting Capacity:	55mm	65mm	80mm	100mm
-Outer carton QTY:	10pcs	10pcs	10pcs	6pcs
-G.W/N.W:	19/18kg	21/20kg	24/23kg	15/14kg
-Carton size:	49x37x22cm	39x28x45cm	39x28x45cm	46x28x23cm



PH1534



PH1530



PH1531



PH1535

CHARACTERISTIC DESCRIPTION

- Switch-lock can be operated
- Tight structure design, light weight
- Low vibration for good operation
- Convenient cutting



	PH1534	PH1530	PH1531	PH1535
	Pendulum Jig Saw	Pendulum Jig Saw	Pendulum Jig Saw	Pendulum Jig Saw
-Voltage & Frequency:	230/110V-50/60Hz	230/110V-50/60Hz	230/110V-50/60Hz	230V-50Hz
-Input Power:	850W	800W	850W	800w
-No Load Speed:	0-3000rpm	0-3000rpm	0-3000rpm	0-3000rpm
-Cutting Capacity:	85mm	100mm	100mm	100mm
-Outer carton QTY:	10pcs	10pcs	10pcs	10pcs
-G.W/N.W:	24.5/23.5kg	24.5/23.5kg	26/25kg	24.5/23.5kg
-Carton size:	51.5x44.5x24cm	46x27x48cm	45.5x29.5x46cm	46x27x48cm



PH1617



PH1614



PH1609



PH1620



PH1621

CHARACTERISTIC DESCRIPTION

- Dust sealed switch extends tool life
- Front and rear soft grip
- Lock-on switch for continuous use with variable speed dial
- Spring loaded paper clamp to hold sandpaper firmly in place



	PH1617	PH1614	PH1609	PH1620	PH1621
	Mouse Sander	Mouse Sander	Mouse Sander	Palm Sander	Palm Sander
-Voltage & Frequency:	230/110V-50/60Hz	230/110V-50/60Hz	230/110V-50/60Hz	230/110V-50/60Hz	230/110V-50/60Hz
-Input Power:	130W	130W	130W	180W	180W
-No Load Speed:	13000opm	12000opm	14000opm	11000opm	13000opm
-Sanding Pad:	140x140x80mm	140x140x90mm	140x140x80mm	110x110mm	104x112mm
-Outer carton QTY:	6pcs	10pcs	10pcs	10pcs	10pcs
-G.W/N.W:	8.5/7.5kg	12/11kg	12/11kg	15/14kg	13/12kg
-Carton size:	35.5x21.5x29cm	52x33x20cm	51x31x19cm	65x21x32cm	65x21x32cm



PH1601



PH1604



PH1618



PH1606



PH1605

CHARACTERISTIC DESCRIPTION

- Spring loaded paper clamp to hold sandpaper firmly in place
- Lock-on switch
- Soft grip handle for comfortable extended use
- Sander paper attachment is steel wire buckle type



	PH1601	PH1604	PH1618	PH1606	PH1605
Rotary Sander					
-Voltage & Frequency:	230/110V-50/60Hz	230/110V-50/60Hz	230/110V-50/60Hz	230/110V-50/60Hz	230/110V-50/60Hz
-No Load Speed:	6000-12000rpm	0-13000rpm	5000-13000rpm	7000-14000rpm	6000-13000rpm
-Input Power:	240W	300W	430W	450W	450W
-Pad Size:	Ø125mm	Ø125mm	Ø125mm	Ø125mm	Ø125/150mm
-Outer carton QTY:	6pcs	6pcs	6pcs	4pcs	4pcs
-G.W/N.W.:	9/8kg	9/8kg	14/13kg	10/9kg	10/9kg
-Carton size:	54x38x20cm	54x38x20cm	50x30x40cm	65x30x21cm	65x30x21cm



PH1602



PH1603



PH1610



PH1607

CHARACTERISTIC DESCRIPTION

- Soft grip handle for comfortable extended use
- Dust bag container helps keep work area clean
- Aluminum base
- Spring loaded paper clamp to hold sandpaper firmly in place



	PH1602	PH1603	PH1610	PH1607
Orbital Sander				
-Voltage & Frequency:	230/110V-50/60Hz	230/110V-50/60Hz	230/110V-50/60Hz	230/110V-50/60Hz
-No Load Speed:	11000opm	13000opm	12000opm	12000opm
-Input Power:	135W	135/150W	150W	160W
-Pad Size:	90x187mm	90x187mm	90x187mm	90x187mm
-Outer carton QTY:	10pcs	10pcs	10pcs	10pcs
-G.W/N.W.:	15/16kg	16/14.5kg	16.5x15kg	16.5x15kg
-Carton size:	52x30x32.5cm	54.5x30.5x33cm	52.5x30x33.5cm	52.5x30x33.5cm



PH1608



PH1622



PH1623



PH1619

CHARACTERISTIC DESCRIPTION

- Soft grip handle for comfortable extended use
- Dust bag container helps keep work area clean
- Aluminum base
- Spring loaded paper clamp to hold sandpaper firmly in place



	PH1608	PH1622	PH1623	PH1619
	Orbital Sander	Orbital Sander	Orbital Sander	Orbital Sander
-Voltage & Frequency:	230/110V-50/60Hz	230/110V-50/60Hz	230/110V-50/60Hz	230/110V-50/60Hz
-No Load Speed:	11000opm	12000opm	6000-12000opm	12000/6000-12000opm
-Input Power:	150/200W	150W	220W	300W
-Pad Size:	90x187mm	90x187mm	90x187mm	115x230mm
-Outer carton QTY:	6pcs	6pcs	6pcs	6pcs
-G.W/N.W:	15/14kg	15/14kg	15/14kg	15/14kg
-Carton size:	49x30x32.5cm	49x30x32.5cm	49x30x32.5cm	40x33x40cm



PH1711



PH1701



PH1716



PH1717

CHARACTERISTIC DESCRIPTION

- The depth adjustment knob, to meet the different needs of depth
- Speed control switch
- The stability of the motor, precision is higher
- Transparent cover, convenient to use processing



	PH1711	PH1701	PH1716	PH1717
	Electric Router	Electric Router	Electric Router	Electric Router
-Voltage & Frequency:	230/110V-50/60Hz	230/110V-50/60Hz	230/110V-50/60Hz	230/110V-50/60Hz
-Input Power:	1200W	1200W	1200W	1800W
-No Load Speed:	11000-26000rpm	11500-34000rpm	11000-26000rpm	6000-22000rpm
-Dia of Collet:	Ø6/8mm	Ø6/8mm	Ø8mm	Ø12mm
-Outer carton QTY:	4pcs	4pcs	4pcs	2pcs
-G.W/N.W:	18/16kg	18/16kg	18/16kg	14/13kg
-Carton size:	66x31x28cm	66x31x28cm	66x31x28cm	38x34x35cm



PH1804



PH1822



PH1834



PH1836



PH1832



PH1808



PH1810



PH1812

CHARACTERISTIC DESCRIPTION

- Light and handy machine with handle
- Oblique cutting 0-45°
- Sharp blade, cutting master



CHARACTERISTIC DESCRIPTION

- Oblique cutting 0-45°
- Sharp blade, cutting master
- Extension rod so that the cutting more wide
- High power, heavy body



	PH1804	PH1822	PH1832	PH1808
	Mitre Saw	Mitre Saw	Mitre Saw	Mitre Saw
-Voltage & Frequency:	230/110V-50/60Hz	230/110V-50/60Hz	230/110V-50/60Hz	230/110V-50/60Hz
-Input Power:	800/1400W	1400W	1400W	1500W
-No Load Speed:	5000rpm	5000rpm	5500rpm	5000rpm
-Dia.of Blade:	Ø190/210mm	Ø210mm	Ø210mm	Ø210mm
-Outer carton QTY:	1pc	1pc	1pc	1pc
-G.W/N.W.:	6.5/5.5kg	7/6kg	7.5/6.5kg	13.5/12kg
-Carton size:	46x28x28cm	47.5x29x29cm	47x35.5x32.5cm	73x45.5x36.5cm

	PH1834	PH1836	PH1810	PH1812
	Mitre Saw	Mitre Saw	Mitre Saw	Mitre Saw
-Voltage & Frequency:	230/110V-50/60Hz	230/110V-50/60Hz	230/110V-50/60Hz	230/110V-50/60Hz
-Input Power:	1800W	1800W	2100W	2100W
-No Load Speed:	5000rpm	4500rpm	4500rpm	4000rpm
-Dia.of Blade:	Ø255mm	Ø255mm	Ø255mm	Ø305mm
-Outer carton QTY:	1pc	1pc	1pc	1pc
-G.W/N.W.:	16/14kg	15/13kg	18/16kg	20/18kg
-Carton size:	79x48x40cm	73x46x37.5cm	73.5x46x37.5cm	80.5x58x48cm



PH1873

PH1871

PH1872

CHARACTERISTIC DESCRIPTION

- Mitre saw & table saw multi-function
- Motor with brake
- Safety switch to make the machine more safety
- Oblique cutting 0-45°



	PH1873	PH1871	PH1872
	Mitre Saw	Table Saw	Table Saw
-Voltage & Frequency:	230/110V-50/60Hz	230/110V-50/60Hz	230/110V-50/60Hz
-Input Power:	1500W	1500W	2000W
-No Load Speed:	4700rpm	4500rpm	2900rpm
-Dia.of Blade:	Ø250mm	Ø250mm	Ø315mm
-Table size:	430x625mm	432x625mm	800x550mm
-Outer carton QTY:	1pc	1pc	1pc
-G.W/N.W:	25.5/22.5kg	24/23kg	53/48kg
-Carton size:	68x52x33cm	68x44x40cm	87/59/45cm



PH1926

PH1927

PH1911

PH1904



CHARACTERISTIC DESCRIPTION

- The different speed help optimize your drilling
- Adjustable working table
- Study cast iron head, base and drill body for durability
- High precision industrial drilling machine



	PH1926	PH1911	PH1927	PH1904
	Drill Press	Drill Press	Drill Press	Drill Press
-Voltage & Frequency:	230/110V-50/60Hz	230/110V-50/60Hz	230/110V-50/60Hz	230/110V-50/60Hz
-Speed 50Hz/60 Hz:	620-2620/740-3140r/min	620-2620/740-3140r/min	620-2620/740-3140r/min	180-2770/220-3320r/min
-Input Power:	250W	350W	450W	550W
-Chuck:	13mm	13mm	16mm	20mm
-Spindle Taper:	B16	B16	B16	MT2
-Speed Change:	5	5	12	16
-Swing:	210mm	210mm	260mm	325mm
-Working Table:	160x160mm	160x160mm	200x195mm	250x250mm
-Base Size:	290x190mm	290x190mm	340x210mm	450x250mm
-Column Diameter:	Ø46	Ø46	Ø58	Ø72
-Total Height:	580mm	580mm	680mm	1000mm
-Outer carton QTY:	1pc	1pc	1pc	1pc
-G.W/N.W:	17.5/16.5kg	20/18kg	20/18kg	53/51kg
-Carton size:	43x34x22.5cm	43.5x34.5x23cm	48.5x26.5x39cm	77x45x27cm



PH2107



PH2102 PH2101



PH2113



PH2117



PH2114



PH2109



PH2118



PH2106

CHARACTERISTIC DESCRIPTION

- Type of lightweight, easy to carry
- High working temperature
- You can change a plurality of parts



	PH2107	PH2101	PH2114	PH2109
	Hot Air Gun	Hot Air Gun	Hot Air Gun	Hot Air Gun
-Voltage & Frequency:	230/110V-50/60Hz	230/110V-50/60Hz	230/110V-50/60Hz	230/110V-50/60Hz
-Input Power:	2000W	1600/2000W	2000W	2000W
-Temperature I/II:	350/600°C	300/500°C	300/600°C	300/600°C
-Air Flow I/II:	300/500l/min	300/500l/min	300/500l/min	300/500l/min
-Outer carton QTY:	10pcs	10pcs	10pcs	10pcs
-G.W/N.W:	9/8kg	10/9kg	10/9kg	10/9kg
-Carton size:	39x25.5x47cm	57x41x26cm	41x27x47cm	41x27x47cm

CHARACTERISTIC DESCRIPTION

- Type of lightweight, easy to carry
- High working temperature
- You can change a plurality of parts
- Rubber over mould hand trip for comfort
- Three position rocker switch



	PH2113	PH2117	PH2118	PH2106
	Hot Air Gun	Hot Air Gun	Hot Air Gun	Hot Air Gun
-Voltage & Frequency:	230/110V-50/60Hz	230/110V-50/60Hz	230/110V-50/60Hz	230/110V-50/60Hz
-Input Power:	2000W	2000W	2000W	2000W
-Temperature I/II:	60/350 /600 °C	60/350 /600 °C	60/60-350/60-600°C	60/60-350/60-600 °C
-Air Flow I/II:	300/500l/min	300/500l/min	300/500/min	300/500/min
-Outer carton QTY:	10pcs	10pcs	10pcs	10pcs
-G.W/N.W:	10/9kg	10/9kg	10/9kg	10/9kg
-Carton size:	45x28x51cm	45x28x51cm	45x28x51cm	45x28x51cm



CHARACTERISTIC DESCRIPTION

- Type of lightweight, easy to carry
- High working temperature
- You can change a plurality of parts
- Rubber over mould hand trip for comfort
- Three position rocker switch



	PH2119	PH2120	PH2110/PH2111
	Hot Air Gun	Hot Air Gun	Hot Air Gun
-Voltage & Frequency:	230/110v-50/60Hz	230/110V-50/60Hz	230/110V-50/60Hz
-Input Power:	Power: 350w	2000W	2000W
-Temperature :	Temperature: 230-400°C	A 60/350/600 °C B 60/60-350/60-600 °C C 60/60-600°C	A 50/400/600 °C B 50/50-400/50-600 °C C 50/50-600°C
-Air Flow l/l:		300/500/min	250/250/500l/min
-Outer carton QTY:	20pcs	10pcs	10pcs
-G.W/N.W:	11/10KGS	9/8kg	9/8kg
-Carton size:	40x16x30cm	45x28x51cm	49x32x30cm



CHARACTERISTIC DESCRIPTION

- Light and handy machine
- Large air volume
- The blowing and suction can be dual-use
- Fine motor



	PH2202	PH2204	PH2201
	Portable Blower	Portable Blower	Portable Blower
-Voltage & Frequency:	230/110V-50/60Hz	230/110V-50/60Hz	230/110V-50/60Hz
-Input Power:	380W	400W	500W
-No Load Speed:	13000rpm	13000rpm	13000rpm
-Max. Air Volume:	2.3m³	2.3m³	2.5m³
-Outer carton QTY:	8pcs	6pcs	8pcs
-G.W/N.W:	10/9kg	15/12kg	13/12kg
-Carton size:	49x37x37cm	59x22x37cm	44x40x38cm

Nelón



PH2206



PH2203



PH2205

CHARACTERISTIC DESCRIPTION

- Light and handy machine
- Large air volume
- The blowing and suction can be dual-use
- Fine motor



	PH2206	PH2203	PH2205
	Portable Blower	Portable Blower	Portable Blower
-Voltage & Frequency:	230/110V~50/60Hz	230/110V~50/60Hz	230/110V~50/60Hz
-Input Power:	500W	600W	600W
-No Load Speed:	0-16000rpm	500-13000rpm	0-13000rpm
-Max.Air Volume:	2.8m ³	2.3m ³	2.5m ³
-Outer carton QTY:	6pcs	6pcs	4pcs
-G.W/N.W:	14/12kg	13/12kg	16/14kg
-Carton size:	62x45x35cm	52.5x32.5x37.5cm	52.5x39.5x43cm



PH2313

PH2314



LED



PH2309



PH2305



PH2304



CHARACTERISTIC DESCRIPTION

- Adjustable eye shields and tool rests
- Cast aluminum, grinding wheel guards
- Flexible shaft for different kinds of grinding bits mounting



	PH2313/PH2314	PH2309	PH2305	PH2304
	Bench Grinder	Bench Grinder	Bench Grinder	Bench Grinder
-Voltage & Frequency:	230/110V~50/60Hz	230/110V~50/60Hz	230/110V~50/60Hz	230/110V~50/60Hz
-Input Power:	120W/150W	120W	250W	350W
-No Load Speed:	0-10000rpm	2950rpm	2840rpm	2840rpm
-Dia.of. Wheel:	Ø3"	Ø5/6"	Ø6"	Ø8"
-Outer carton QTY:	4pcs	1pc	1pc	1pc
-G.W/N.W:	13/12kg	5.5/5kg	6.5/7kg	9/8kg
-Carton size:	54x40x23cm	29x18.5x20.5cm	32x21x25cm	37x24x28cm



PH2301



PH2302



PH2307



PH2303

CHARACTERISTIC DESCRIPTION

- High powered induction motor, longer life
- More easy and convenient to change and adjust belt
- Belt guard 0-90° adjustable
- Adjustable eye shields and tool rests



	PH2301	PH2302	PH2307	PH2303
	Bench Grinder	Bench Grinder	Bench Grinder	Bench Grinder
-Voltage & Frequency:	230/110V-50/60Hz	230/110V-50/60Hz	230/110V-50/60Hz	230/110V-50/60Hz
-Input Power:	150W	370W	700W	200/240W
-No Load Speed:	2840rpm	2840rpm	2840rpm	2950rpm
-Dia.of. Wheel:	Ø5"	Ø8"	Ø10"	Ø6"(150MM)/ 50*686mm
-Outer carton QTY:	1pc	1pc	1pc	1pc
-G.W/N.W:	5/4.5kg	9/8kg	15/14kg	11/10kg
-Carton size:	30x18x21cm	37x24x28cm	41x30x34cm	41x35x34cm



PH2360



PH2361



PH2362



Disc Sander	PH2360	PH2361	PH2362
-Voltage & Frequency:	230/110V-50/60Hz	230/110V-50/60Hz	230/110V-50/60Hz
-Input Power:	250W	300W	375W
-No Load Speed:	3450rpm	2950rpm	1450rpm
-Disc Size:	■	125mm(5")	150mm(6")
-Belt Size:	25.4x760mm	25.4x760mm	100x914mm
-Table Size:	125x125mm	178x126mm/125x125mm	190x125mm
-Table Titing Range:	0-45°	0-45°	0-45°
-Belt Titing Range:	■	■	0-90°
-G.W/N.W:	5.5/5kg	8.5/7kg	12/11kg
-Carton size:	36x26x25.5cm/1pc	41.5x29x31cm/1pc	50x30x26cm/1pc



Favourite Models for South-East Asia

	PH115	PH112	PH114
	Electric Drill	Electric Drill	Electric Drill
-Voltage & Frequency:	230/110V-50/60Hz	230/110V-50/60Hz	230/110V-50/60Hz
-Input Power:	350W	600W	600W
-No Load Speed:	2500rpm	2800rpm	800rpm
-Dia.of.Wheel:	Ø10mm	Ø13mm	Ø13mm
-Outer carton QTY:	10pcs	10pcs	3pcs
-G.W/N.W:	16/15kg	23/22kg	14/13kg
-Carton size:	37x24x44cm	46x37x30cm	35.5x34x30.5cm



Favourite Models for South-East Asia

	PH470	PH471	PH871
	Angle Grinder	Angle Grinder	Angle Grinder
-Voltage & Frequency:	230/110V-50/60Hz	230/110V-50/60Hz	230/110V-50/60Hz
-Input Power:	540W	670/850W	2000W
-No Load Speed:	11000rpm	11000rpm	6500rpm
-Dia.of.Wheel:	100mm	100/125mm	230mm
-Outer carton QTY:	6pc	6pc	2pc
-G.W/N.W:	12/11kg	13/12kg	11/10kg
-Carton size:	40x31x23cm	42x31x26cm	53x29x30cm



PH970

PH1006

PH1202

Favourite Models for South-East Asia

	PH970	PH1006	PH1202
	Circular Saw	Electric Planer	Marble Cutter
-Voltage & Frequency:	230/110V-50/60Hz	230/110V-50/60Hz	230/110V-50/60Hz
-Input Power:	900W	500W	1050W
-No Load Speed:	4500rpm	15000rpm	13000rpm
-Dia.of.Blade:	180mm	-Chuck Pad:82x1mm	-Dia.of Blade:Ø110mm
-Outer carton QTY:	4pcs	6pcs	6pcs
-G.W/N.W:	21/20kg	19/18kg	19/17.5kg
-Carton size:	48x33x52cm	52x31x36cm	67.5x23.5x38cm



PH1333

PH1304

PH1307

Favourite Models for South-East Asia

	PH1333	PH1304	PH1307
	Hammer Drill	Hammer Drill	Hammer Drill
-Voltage & Frequency:	230/110V-50/60Hz	230/110V-50/60Hz	230/110V-50/60Hz
-Input Power:	780W	620W	800W
-No Load Speed:	0-1100rpm	0-750rpm	0-900rpm
-Max.Drilling Dia:	24mm	24mm	26mm
-Bit type:	SDS.PULS:	SDS.PULS:	SDS.PULS:
-Impact Force:	2.1J	2.1J	2.5J
-Outer carton QTY:	5pcs(BMC)	5pcs(BMC)	5pcs(BMC)
-G.W/N.W:	26.5/25kg	26.5/25kg	27/25kg
-Carton size:	57.5x42x29.5cm	57.5x42x29.5cm	57x42x36cm



PH1570

PH1770

PH2202

Favourite Models for South-East Asia

	PH1570	PH1770	PH2202
	Pendulum Jig Saw	Electric Router	Portable Blower
-Voltage & Frequency:	230/110V-50/60Hz	230/110V-50/60Hz	230/110V-50/60Hz
-Input Power:	550W	1600W	380W
-No Load Speed:	500-3000rpm	22000rpm	13000rpm
-Cutting Capacity:	65mm	-Dia of collet:12mm	-Max Air Volume:2.3m
-Outer carton QTY:	8pcs	4pcs	8pcs
-G.W/N.W:	19/18kg	18/16kg	10/9kg
-Carton size:	54x38x24cm	66x31x28cm	49x37x37cm



PH3127

PH3117

PH3100

Favourite Models for South-East Asia

	PH3127	PH3117	PH3100
	Cordless Drill	Cordless Drill	Cordless Drill
-Voltage:	12V Li-ion	12V Li-ion	18V Li-ion
-No Load Speed:	0-350/0-1350rpm	0-350/0-1350rpm	0-400/0-1400rpm
-Torque stage:	18+1	18+1	25+1
-Dia.of Chuck :	Ø10mm	Ø10mm	Ø10mm
-Outer carton QTY:	5pcs(BMC)	5pcs(BMC)	10pcs(BMC)
-G.W/N.W:	11/10kg	12/11kg	23.5/22.5kg
-Carton size:	47x26x26.5cm	45.5x32.5x28cm	63x39.5x26cm



GARDEN TOOLS



PH2431



PH2401



PH2407



PH2408

CHARACTERISTIC DESCRIPTION

- Gasoline fuel, strong power
- For each environment application
- Automatic lubricating system, reduces the friction between the guiding board and the chain, prolongs using life
- Heavy duty engineering for continuous operation



	PH2431	PH2401	PH2407	PH2408
	Gasoline Saw	Gasoline Saw	Gasoline Saw	Gasoline Saw
-Max Cutting Diameter:	12"(305mm)	18"(450mm)	20"(500mm)	24"(600mm)
-Engine Displacement:	25.4cc	45cc	52cc	62/72cc
-Maximum Engine Power:	800W	1.4kw/1.95HP	2.2kw/3HP	3.2kw/4.3HP
-Engine Type:	Air cooling Single Cylinder,Two Stroke	Air cooling Single Cylinder,Two Stroke	Air cooling Single Cylinder,Two Stroke	Air cooling Single Cylinder,Two Stroke
-Idling Speed:	3200r/min	3200r/min	3200r/min	3200r/min
-Outer carton QTY:	2pcs	2pcs	2pcs	2pcs
-G.W/N.W:	10/8kg	15.5/13.5kg	16/14kg	16.5/15.5kg
-Carton size:	51x28.5x25cm	45x42x27cm	45x42x27cm	57x54x36cm



PH2421



PH2426



PH2427

Option



PH2419

CHARACTERISTIC DESCRIPTION

- Safe brake prevents sudden accident
- Mechanical brake offers the safest guarantee
- Comfortable handle with larger grip area for increased comfort
- Safe switch prevents accidental start-up and control



	PH2421	PH2426	PH2427	PH2419
Chain Saw				
-Voltage & Frequency:	230/110V-50/60Hz			
-Input Power:	1300W	1600W	1600/1800W	1800/2000W
-Cutting Dia.:	405mm	405mm	355/405mm	355/405mm
-Chain Speed:	12m/s	12m/s	13m/s	13m/s
-Outer carton QTY:	4pcs	4pcs	2pcs	2pcs
-G.W/N.W:	20/19kg	20/19kg	10.5/9.5kg	12.5/11.5kg
-Carton size:	48x48x45cm	48x48x45cm	56.5x36x23.5cm	47x24x38cm



PH2440



PH2441



PH2442



PH2417



PH2418

CHARACTERISTIC DESCRIPTION

- Safe brake prevents sudden accident
- Mechanical brake offers the safest guarantee
- Comfortable handle with larger grip area for increased comfort
- Safe switch prevents accidental start-up and control



	PH2440	PH2441	PH2442	PH2417	PH2418
	Chain Saw Grinder	Chain Saw Grinder	Chain Saw Grinder	Chain Saw	Chain Saw
-Voltage & Frequency:	230/110V~50/60Hz				
-Input Power:	220W	220W	130W	2200/2400W	2400W
-Chain Speed:	■	■	■	13m /s	13.1m /s
-Cutting Dia.:	■	■	■	405/450mm	405/mm
-No Load Speed:	7200m/min	7500m/min	3200m/min	■	■
-Outer carton QTY:	6pcs	4pcs	6pcs	2pcs	2pcs
-G.W/N.W:	14/11kg	9/8kg	17/15kg	13/12kg	13/12kg
-Carton size:	56.5x29.5x39.5cm	54x37x22cm	59x32x42cm	56x20.5x47.5cm	56x20.5x47.5cm



CHARACTERISTIC DESCRIPTION

- High power, high efficiency
- Ergonomics and light weight design for comfortable operation
- Heavy-duty versatility for sweeping and bagging debris
- Mulching action shreds leaves as it is vacuuming



	PH2460	PH2461	PH2462
2 In 1 Pole Chain Saw/hedge Trimmer			
-Voltage & Frequency:	230/110v-50/60Hz	20V Li-ion	20V Li-ion
-Input Power:	710W	■	■
-No Load Speed:	6500min ⁻¹	5 m/s/2100spm	5.5 m/s/1400spm
-Blade Length:	8"	8"/420mm	8"/410mm
-Outer carton QTY:	4pc	4pc	4pc
-G.W/N.W:	27/24kg	22/20kg	22/20kg
-Carton size:	120x38x38cm	120x34x30cm	120x34x30cm



CHARACTERISTIC DESCRIPTION

- High power, high efficiency
- Ergonomics and light weight design for comfortable operation
- Heavy-duty versatility for sweeping and bagging debris
- Mulching action shreds leaves as it is vacuuming



	PH2710	PH2709	PH2704	PH2701	PH2706
Vacuum Blower					
-Voltage & Frequency:	230/110v-50/60Hz	230/110v-50/60Hz	230/110v-50/60Hz	230/110v-50/60Hz	230/110v-50/60Hz
-Input Power:	3000w	2800/3000/3200W	2600/3000/3200W	2400/2600/3000W	2600/3000/3500W
-No Load Speed:	13500/min	14000/min	14000/8000-14000/min	15000/8000-15000/min	14000/8000-14000/min
-Max Air Volume:	10m ³ /min	10m ³ /min	13.2m ³ /min	13.2m ³ /min	13.2m ³ /min
-Wind Speed:	155km/h	250km/h	270km/h	270km/h	270km/h
-Collection Bag:	1pc	45L	35L	35L	35L
-G.W/N.W:	2.5/2kgs	3.5/3kg	3.4/2.9kg	4/3kg	4/3kg
-Carton size:	33x20x25.5cm	48.5x16.5x31cm/1PC	27.5x26x47cm/1PC	44x26x33cm/1PC	27.5x16.5x87cm/1PC



PH2818



PH2819



PH2839



PH2822



PH2823



PH2824



PH2843

CHARACTERISTIC DESCRIPTION

- Dual safety switch
- Perfect cost performance
- The operating system of double hands offers complete safety assurance
- The traditional electronic brakes is good and cheap



	PH2818	PH2819	PH2822	PH2823	PH2824
	Hedge Trimmer	Hedge Trimmer	Hedge Trimmer	Hedge Trimmer	Hedge Trimmer
-Voltage & Frequency:	230/110V-50/60Hz	230/110V-50/60Hz	230/110V-50/60Hz	230/110V-50/60Hz	230/110V-50/60Hz
-Input Power:	400/450W	450/520W	480W	500W	550W
-No Load Speed:	1700rpm	1700rpm	1700rpm	1700rpm	1700rpm
-Cutting Length:	410/450mm	410/450mm	450mm	510mm	510mm
-Max. Cutting Dia.:	16mm	16mm	16mm	16mm	16mm
-Outer carton QTY:	4pcs	4pcs	4pcs	4pcs	4pcs
-G.W/N.W.:	10/9kg	12/11kg	12/11kg	13/11kg	13/11kg
-Carton size:	84x24x27cm	96x31.5x24cm	85x24x26cm	85x24x26cm	85x24x26cm

PH2839	
Cordless Grass Shear/Hedge trimmer	
-Voltage :	3.6/7.2V Li-ion
-Cutting Width:	7.5cm for grass trimmer
-Cutting Width:	16cm for hedge trimmer
-Running Time:	40 minutes
-Charging Time:	3-5 Hours
-Outer carton QTY:	8pcs
-G.W/N.W.:	11/10kg
-Carton size:	33.5x32.5x28cm

PH2843	
Cordless Grass Shear/Hedge trimmer	
-Voltage :	3.6/7.2V Li-ion
-Cutting Width:	6.8cm for grass trimmer
-Cutting Width:	11cm for hedge trimmer
-Running Time:	40 minutes
-Charging Time:	3-5 Hours
-Outer carton QTY:	5pcs
-G.W/N.W.:	6/5.3kg
-Carton size:	56.5x28x14cm



PH2842A

PH2842

PH2842/ PH2842A	
Cordless Grass Shear/Hedge trimmer	
-Voltage :	3.6V/1300mAh
-Cutting Width:	7cm for grass trimmer
-Cutting Width:	10cm for hedge trimmer
-Running Time:	40 minutes
-Charging Time:	3-5 Hours
-Outer carton QTY:	2pcs
-G.W/N.W.:	6/5kg
-Carton size:	111.5x17.5x22.5cm



PH3227



PH3235



PH2855



PH2856



PH3228



PH2853



PH2854



PH2650

	PH3227	PH3235	PH3228	PH2853
	Cordless Blower	Cordless Grass Shear/ Hedge Trimmer	Cordless Chain Saw	Cordless Blower
-Voltage:	12V Li-ion	12V Li-ion	12V Li-ion	12V Li-ion
-No Load Speed:	25m/s	1200rpm	7m/s	120-220km/h
-Max Cutting:		120mm/200mm	100mm	
-Outer carton QTY:	6Pcs	6pcs	6pcs	4pcs
-G.W/N.W:	8/7.5kgs	8.5/8kgs	9/8.5kgs	8.5/8kgs
-Carton size:	46x26x32cm	30x35x30cm	38x29x22cm	43x35x40cm

	PH2855	PH2856	PH2854	PH2650
	Cordless Hedge Trimmer	Cordless Grass Trimmer	Cordless Blower	Cordless Earth Drill
-Voltage:	12V Li-ion	12V Li-ion	18V Li-ion	18V Li-ion
-No Load Speed:	1400rpm	850rpm	130km/h	550rpm
-Max Cutting:	450mm	250mm		80mm
-Outer carton QTY:	4pcs	4pcs	4pcs	1pc
-G.W/N.W:	13/12kgs	10/9kgs	10/9kgs	5/4kgs
-Carton size:	80x29x28cm	67x28x37cm	62*28*28cm	39x26x19.5cm



PH2837



PH2838



PH2840



PH2841



PH2852



PH2851



PH2847



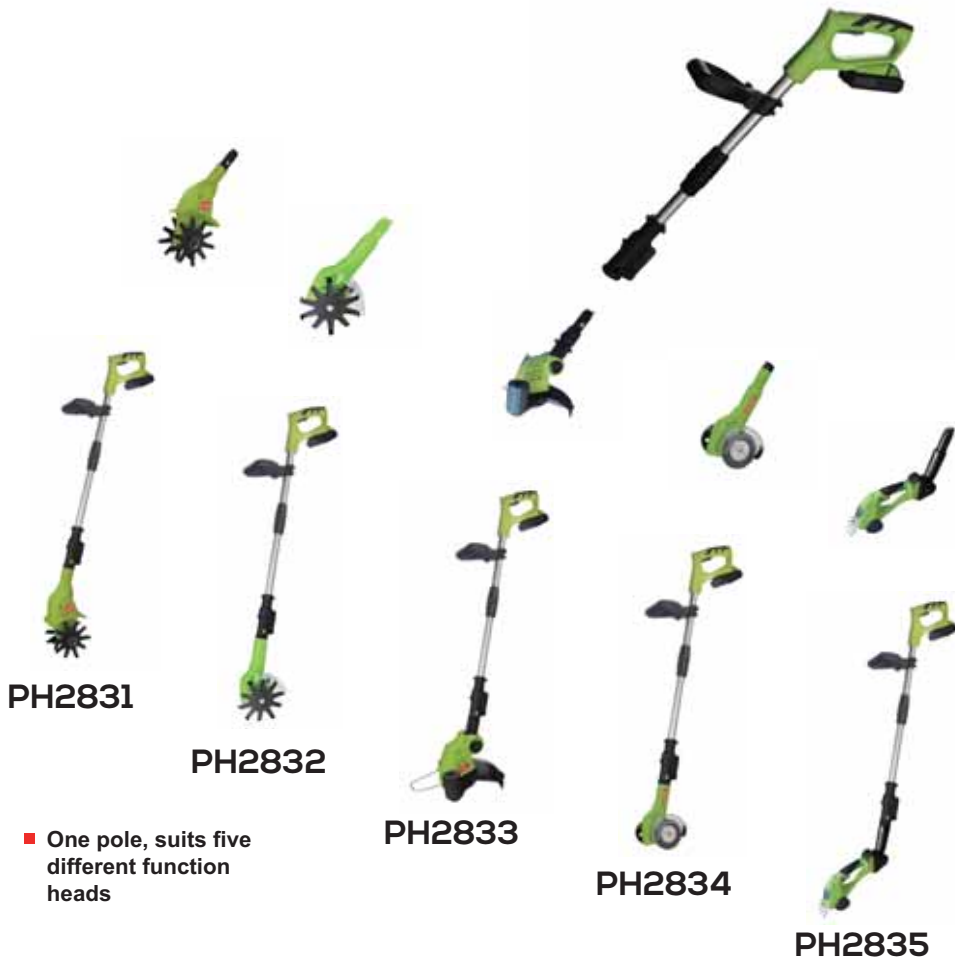
PH2860



PH2861

	PH2837	PH2838	PH2840	PH2841
	Cordless Grass trimmer	Cordless Grass trimmer	Cordless Blower	Cordless Blower
-Voltage :	20V LI-ion	20V LI-ion	18V LI-ion	20V LI-ion
-Max.Cutting :	24cm	25cm	■	■
-Charging Time:	1 Hour/3-5 Hours	1 Hour/3-5 Hours	1 Hour/3-5 Hours	1 Hour
-No LOad Speed:	8500rpm	8500rpm	210Km/h	130Km/h
-Outer carton QTY:	4pcs	4pcs	4pcs	4pcs
-G.W/N.W:	12/11kg	13/12kg	6.5/5.5kg	9/8kg
-Carton size:	67x28x37cm	91x27.5x44.5cm	44x34x41.5cm	48.5x36x50cm

	PH2852	PH2851	PH2847	PH2860	PH2861
	Cordless Hedge trimmer			Cordless Chain Saw	Cordless Chain Saw
-Voltage :	20V LI-ion	20V LI-ion	18V LI-ion	20V LI-ion	20V LI-ion
-Max.Cutting :	45cm	51cm	45cm	12"	12"
-Charging Time:	1 Hour/1.5-2 Hours	1 Hour	1 Hour	1 Hour	1 Hour
-No LOad Speed:	1400spm	1400spm	1100rpm	1.5m/s	1.5m/s
-Outer carton QTY:	4pcs	4pcs	2pcs	4pc	4pc
-G.W/N.W:	13/12kg	11.5/10.5kg	8.5/8kg	10/9kg	12/11kg
-Carton size:	89x36x23.5cm	89x36x23.5cm	85.5x44x24.5cm	50.5x33.5x41.5cm	39x39x19cm



PH2831

PH2832

PH2833

PH2834

PH2835

■ One pole, suits five different function heads

5 IN 1	PH2831	PH2832	PH2833	PH2834	PH2835
Cordless	Scarifier	Scarifier	Grass Trimmer	Weed Sweeper	Grass Shear/Hedge Trimmer
-Voltage :	20V (1.5Ah - 4.0Ah) LI-ion				
-Blade Size :	105mm	105mm	250mm	100mm	180/100mm
-No L.Oad Speed:	250/min	250/min	8500/min	1200/min	1150/min
-Outer carton QTY:	4pcs	4pcs	4pcs	4pcs	4pcs
-G.W/N.W.:	11/10kg	10/9kg	10/9kg	9/8kg	10/9kg
-Carton size:	76x38x36cm	76x38x36cm	91x27.5x44.5cm	76x38x28cm	85x38x28cm



PH2803



PH2930



PH2506

PH2803

Gasoline Hedge Trimmer

-Engine Displacement:	22cc
-NO Load Speed:	1600rpm
-Cutting Length:	510mm
-Cutting Distance:	20mm
-Outer carton QTY:	2pcs
-G.W/N.W.:	12.5/10.5kg
-Carton size:	97x26.5x35.5cm

PH2930

Hand Push Reel Mower

-Width:	300mm(12")
-Cutting Height:	15-43mm
-Spiders blades:	5 blades
-Outer carton QTY:	1pc
-G.W/N.W.:	7.5/6.8kg
-Carton size:	47.5x36.5x22.5cm
Hand push, use more convenient	

PH2506

Electric Shredder

-Voltage & Frequency:	230/110V-50/60Hz
-Input Power:	2500W
-No Load Speed:	4500rpm
-Cutting:	40mm
-Outer carton QTY:	1pc
-G.W/N.W.:	11/10kg
-Carton size:	65.5x28.5x38mm





- Be adjusted angle auxiliary handle
- Telescopic long tube with be rotated through 180 for easy cutting along vertical surfaces and lawn edges



	PH2906	PH2905	PH2907	PH2944	PH2945
Grass Trimmer					
-Voltage & Frequency:	230/110V~50/60Hz				
-Input Power:	250W	250W	380W	450/550W	550W
-No Load Speed:	11000rpm	12500rpm	12000rpm	10000/min	11000rpm
-Cutting Diameter:	220mm	220mm	250mm	280/300mm	290mm
-Outer carton QTY:	6pcs	12pcs	8pcs	4pcs	4pcs
-G.W/N.W:	13/12kg	19/18kg	17/16kg	12.5/11.5kg	11/10kg
-Carton size:	54x39x32cm	65x39x43cm	65.5x44x42cm	96.5x25x46cm	87x37x25cm



	PH2915	PH2916	PH2917
Weed Burner			
-Voltage & Frequency:	230/110V~50/60Hz	230/110V~50/60Hz	230/110V~50/60Hz
-Input Power:	2000W	2000W	2000W
-Temperature I/II:	80/600°C	50/600°C	80/450/650°C
-Air Flow I/II:	500l/min	500l/min	500l/min
-Outer carton QTY:	12pcs	16pcs	8pcs
-G.W/N.W:	15/14kg	20.5/19kg	10.5/10kg
-Carton size:	52.5x41x32.5cm	41x36x54cm	47x36x35.5cm



PH2925

PH2926

PH2601



	PH2925	PH2926	PH2601
	Weed Sweeper	Weed Sweeper	Multi-brush
-Voltage & Frequency:	230/110V-50/60Hz	230/110V-50/60Hz	230/110v-50/60Hz
-Input Power:	150W	400W	500w
-No Load Speed:	1200/min	1800/min	7500-1300/min
-Max.Brush Diameter:	100mm	110mm	160mm
-Outer carton QTY:	6pcs	6pcs	2pcs
-G.W/N.W:	13/12kg	18/16.5kg	9.5/8.8kgs
-Carton size:	50x36.5x44cm	96.5x46x32cm	102x29x31cm



PH2938

PH2939



PH2952

PH2958

PH2938	
Grass Trimmer	
-Voltage & Frequency:	230/110V-50/60Hz
-Input Power:	800/1000W
-No Load Speed:	8000rpm
-Cutting Diameter:	35/38cm
-Outer carton QTY:	2pcs
-G.W/N.W:	12.5/11kg
-Carton size:	90x28x24cm

PH2939	
Grass Trimmer	
-Voltage & Frequency:	230/110V-50/60Hz
-Input Power:	1000/1200W
-No Load Speed:	10000rpm
-Cutting Diameter:	38/40cm
-Outer carton QTY:	2pcs
-G.W/N.W:	18/15kg
-Carton size:	93x30x23cm

PH2952	
Gasoline Grass Trimmers with Brush Cutters	
-Engine Displacement:	25cc(2-stroke)
-Max Output Power:	750w
-Cutting Width For Trimmer:	400mm(Ø2.5)
-Outer carton QTY:	2pcs
-G.W/N.W:	14/12kg
-Carton size:	98x28x38.5cm

PH2958	
Gasoline Grass Trimmers with Brush Cutters	
-Engine Displacement:	43cc(49.3cm ³ 2-cycle)
-Max Output Power:	1.5Kw7500r/min
-Cutting Width For Blade:	255mm
-Cutting Width For Trimmer:	440mm
-Outer carton QTY:	1pc
-G.W/N.W:	8/7kg
-Carton size:	31x23x35cm(Engine)/ 165*11*11cm(pole)

PH2956**Lawn Mower**

-Voltage & Frequency:	230/110V-50/60Hz
-Input Power:	1000W
-No Load Speed:	3500/min
-Cutting Height:	25/40/55mm
-Cutting Circle:	300mm
-Outer carton QTY:	1pc
-G.W/N.W:	8.5/7.5kg
-Size:	57x38x26cm

**PH2956****PH2957****Lawn Mower**

-Voltage & Frequency:	230/110V-50/60Hz
-Input Power:	1300W
-No Load Speed:	3500/min
-Cutting Height:	25/40/55mm
-Cutting Circle:	320mm
-Outer carton QTY:	1pc
-G.W/N.W:	8.5/7.5kg
-Size:	57x38x26cm

**PH2957****PH2969****Cordless Lawn Mower**

-Voltage:	20V
-No Load Speed:	3500/min
-Cutting Height:	25/35/45/55/65mm
-Collection Bag:	30L
-Cutting Circle:	320mm
-Outer carton QTY:	1pc
-G.W/N.W:	11.5/10kg
-Size:	63x37x34cm

**PH2969****PH2962****PH2963****PH2964****PH2962****Gasoline lawn Mower**

-Engine:	79.8cc 2HP
-Cutting width:	406mm/16"
-Cutting Height:	25-65mm(3 Grades)
-Fuel tank capacity	1L
-Grass Bay:	45L
-Outer carton QTY:	1pc
-G.W/N.W:	19.5/17.5kg
-Carton size:	66x46.5x38cm

PH2963**Gasoline lawn Mower**

-Engine:	132cc 3HP
-Cutting width:	406mm/16"
-Cutting Height:	25-75mm(8 Grades)
-Fuel tank capacity	0.85L
-Grass Bay:	45L
-Outer carton QTY:	1pc
-G.W/N.W:	24.5/22.5kg
-Carton size:	66x52x41.5cm

PH2964**Gasoline lawn Mower**

-Engine:	139cc 3.2HP
-Cutting width:	455mm/18"
-Cutting Height:	25-75mm(8 Grades)
-Fuel tank capacity	0.9L
-Grass Bay:	60L
-Outer carton QTY:	1pc
-G.W/N.W:	30/27.5kg
-Carton size:	78.5x57x47.5cm

PH2553	
Electric Scarifier	
-Voltage&Frequency:	230-110v-50/60Hz
-Input Power:	800W
-No load Speed:	390rpm
-Tiling Width:	360mm
-Tiling Depth:	18mm
-Blade Diameter:	180mmx4
-Outer carton QTY:	1pc
-G.W/N.W:	8.5/7kg
-Carton size:	38x35x62cm



PH2553

PH2554	
Cordless Scarifier	
-Voltage:	20Vx2
-No load Speed:	180rpm
-Tiling Width:	360mm
-Tiling Depth:	18mm
-Blade Diameter:	180mmx4
-Outer carton QTY:	1pc
-G.W/N.W:	11/10kg
-Carton size:	42x38x49cm



PH2554

PH2551	
Gasoline Scarifier	
-Max output:	4.0HP/3600rpm
-Max output:	4.0HP/3600rpm
-Displacement:	118CC
-Cutting width:	400MM
-Cutting depth:	150-300MM
-Gear Shifting:	0.1
-Outer carton QTY:	1pc
-G.W/N.W:	38/35kg
-Carton size:	63x43x62cm



PH2551



PH2798

PH2799

	PH2798	PH2799
	Cordless Snow Thrower	Snow Thrower
-Voltage :	20V Lion	-Voltage & Frequency: 230/110V-50/60Hz
-Motor:	brush	-Input Power: 2200w
-Clearing Width:	28cm	-No-load Speed: 3000rpm
-Depth of Snow Cut:	18cm	-Throw Distance: 7.5m
-Throw Distance Max	6m	-Cleaning Width: 460mm/18"
-Outer carton QTY:	1pcs	-Cleaning Depth: 250mm/10"
-G.W/N.W:	6/5kg	-Outer carton QTY: 1pcs
-Carton size:	24x32x61cm	-G.W/N.W: 14.5/13kg
		-Carton size: 55.5x51.5x52cm



PH3002



PH3006



PH3003



PH3004

CHARACTERISTIC DESCRIPTION

- Semi closed cover design, use more convenient
- Fast forward adjusting nut is more simple, quick
- High power, cutting performance is better
- With a latch lock, carrying more convenient



	PH3002	PH3006	PH3003	PH3004
	Cut Off Machine	Cut Off Machine	Cut Off Machine	Cut Off Machine
-Voltage & Frequency:	230/110v-50/60Hz	230/110v-50/60Hz	230/110v-50/60Hz	230/110v-50/60Hz
-Input Power:	1800W	2000W	2000W	2600W
-No Load Speed:	3800rpm	3800rpm	3800rpm	3700rpm
-Dia of Blade:	Ø355mm	Ø355mm	Ø355mm	Ø355mm
-Outer carton QTY:	1pc	1pc	1pc	1pc
-G.W/N.W:	12.5/11.5kg	12.5/11.5kg	19/17.5kg	21/20kg
-Carton size:	53x29x40cm	53x29x40cm	60x33x44cm	62x35x45.5cm



PH3060



PH3055



PH3056



PH3053

CHARACTERISTIC DESCRIPTION

- A stainless steel tank, high suction
- Can be used in dry and wet places
- Carrying wheels, more convenient to move
- Large capacity jar, can store more garbage



	PH3060	PH3055	PH3056	PH3053
	Dry Ash Vanuum Cleaner	Wet and Dry Vacuum Cleaner	Wet and Dry Vacuum Cleaner	Wet and Dry Vacuum Cleaner
-Voltage & Frequency:	230/110V-50/60Hz	230/110v-50/60Hz	230/110v-50/60Hz	230/110v-50/60Hz
-Input Power:	1200W	1000W	1200W	2000W
-Capacity:	18L	12L	20L	80L
-Vacuity:	≥17Kpa	≥17Kpa	≥17Kpa	≥19Kpa
-Outer carton QTY:	1pcs	1pc	1pc	1pc
-G.W/N.W:	4/3.5kg	5/4kg	7/6kg	28/24kg
-Carton size:	31.5x31.5x37cm	30.5x30.5x40.5cm	34.5x33x49cm	60x58x95cm



PH3064



PH3067



PH3065



	PH3064	PH3065	PH3067
	Wet Cement Sanding Machine	Drywall Sander	Drywall Sander
-Voltage & Frequency:	230/110V~50/60Hz	230/110V~50/60Hz	230/110V~50/60Hz
-Input Power:	750W	1050W	710W
-No Load Speed:	50-100rpm	600-2300rpm	1200-2500rpm
-Dia.of Mixing:	Ø390	225mm	180mm
-Outer carton QTY:	2pcs	2pcs	4pcs
-G.W/N.W:	18/12kg	15/13.5kg	14/11kg
-Carton size:	41x41x46.5cm	69.5x62.5x30cm	56x28.5x57.5cm



PH3138



PH3132



LED



	PH3138	PH3132
	Cordless Multi Function Screwdriver	
-Voltage :	3.6V Li-ion	3.6V Li-ion
-Speed:	200rpm	200rpm
-Charging time:	3-5Hours	3-5Hours
-Max.Torque:	3N.M	3N.M
-LED Power:	Yes	0.6Watt
-Outer carton QTY:	10pcs	10pcs
-G.W/N.W:	9/8.5kg	11/10kg
-Carton size:	47.5x28.5x21cm	45x33x24cm



PH3111



PH3156



PH3118



PH3107

PH3107 Cordless Screwdriver	
-Voltage:	3.6V Li-ion
-No Load Speed:	200rpm
-Maximum Torque:	3.5Nm
-Charging time:	3-5hrs
-Outer carton QTY:	5pcs
-G.W/N.W:	4.5/4kg
-Carton size:	30x18x21cm(Color Box)



PH3209



PH3114



PH3137

	PH3111	PH3156 Cordless Screwdriver	PH3118
-Voltage:	3.6/4.8V Ni-cd	3.6V Li-ion	3.6V Li-ion
-No Load Speed:	280rpm	180rpm	200rpm
-Maximum Torque:	2Nm	3Nm	3Nm
-Charging time:	3-5hrs	3-5hrs	3-5hrs
-Outer carton QTY:	10pcs	10pcs	10pcs
-G.W/N.W:	7/6kg	7.5/7kg	7.5/7kg
-Carton size:	44x22x29.5cm	40x30x25cm	39x29x15cm

	PH3209	PH3114 Cordless Screwdriver	PH3137
-Voltage:	3.6V Li-ion	3.6V Li-ion	7.2V Li-ion
-No Load Speed:	200rpm	210rpm	0-230rpm
-Maximum Torque:	3Nm	4Nm	10Nm
-Charging time:	3-5hrs	3-5hrs	3-5hrs
-Outer carton QTY:	10pcs	8pcs	6pcs
-G.W/N.W:	12.5/12kg	12/11kg	7.5/7kg
-Carton size:	32.5x24x36cm(BMC)	80x30x25cm(BMC)	44x30x24cm



PH3108

PH3108 Cordless Screwdriver	
-Voltage:	3.6V Li-ion
-No Load Speed:	200rpm
-Maximum Torque:	3.5Nm
-Charging time:	3-5hrs
-Outer carton QTY:	5pcs
-G.W/N.W:	4.5/4kg
-Carton size:	30x18x21cm(Color Box)



PH3109

PH3109 Cordless Screwdriver	
-Voltage:	3.6V Li-ion
-No Load Speed:	230rpm
-Maximum Torque:	4.5Nm
-Charging time:	3-5hrs
-Outer carton QTY:	10pcs
-G.W/N.W:	10/9kg
-Carton size:	40x26x30cm(Double Blister)



PH3212



PH3127



PH3105



PH3213



PH3139



PH3103



PH3226



PH3102

CHARACTERISTIC DESCRIPTION

- Lithium battery, more environmental protection
- With comfortable and anti-slip soft grip
- Useful LED light
- Left and right rotation
- Variable speed control



CHARACTERISTIC DESCRIPTION

- Lithium battery, more environmental protection
- With comfortable and anti-slip soft grip
- Useful LED light
- Left and right rotation
- Variable speed control



	PH3212	PH3127	PH3139	PH3103
	Cordless Drill	Cordless Drill	Cordless Drill	Cordless Drill
-Voltage:	12V Li-ion	12V Li-ion	12V Li-ion	12V Li-ion
-No Load Speed:	0-650rpm	0-350/0-1350rpm	0-350/0-1250rpm	0-350/0-1350rpm
-Torque stage:	18+1	18+1	25+1	18+1
-Dia.of Chuck :	Ø10mm	Ø10mm	Ø10mm	Ø10mm
-Outer carton QTY:	10pcs	5pcs(BMC)	10pcs(BMC)	5pcs(BMC)
-G.W/N.W:	12/11 kg	11/10kg	13/12kg	11/10kg
-Carton size:	45.5x34x22cm	47x26x26.5cm	59x41x26cm	47x26x26.5cm

	PH3105	PH3213	PH3226	PH3102
	Cordless Drill	Cordless Drill	Cordless Drill	Cordless Drill
-Voltage:	12V Li-ion	12V Li-ion	12V Li-ion	12V Li-ion
-No Load Speed:	0-350/0-1250rpm	0-400/0-1400rpm	0-350rpm/0-1300rpm	0-400/0-1400rpm
-Torque stage:	18+1	18+1	18+1	18+1
-Dia.of Chuck :	Ø10mm	Ø10mm	Ø10mm	Ø10mm
-Outer carton QTY:	5pcs(BMC)	5pcs(BMC)	10Pcs	5pcs(BMC)
-G.W/N.W:	10/9.5kg	11.5/11kg	17/16kgs	12/11kg
-Carton size:	48x30x26cm	50x30.5x28.5cm	52x22x22cm	47x29x28cm



PH3125



PH3126



PH3214



PH3120



PH3143



PH3117



PH3144



PH3122

CHARACTERISTIC DESCRIPTION

- Compact and light weight design
- With comfortable and anti-slip soft grip
- Useful LED light
- Left and right rotation
- Variable speed control
- Double speed, so that the drilling wood and metal more convenient



	PH3125	PH3126	PH3143	PH3117
	Cordless Drill	Cordless Drill	Cordless Drill	Cordless Drill
-Voltage :	12V Li-ion	12V Li-ion	12V Li-ion	12V Li-ion
-No Load Speed:	0-350/0-1300rpm	0-400/0-1350rpm	0-450/0-1600rpm	0-350/0-1350rpm
-Torque stage:	18+1	17+1	21+3	18+1
-Dia.of Chuck :	Ø10mm	Ø10mm	Ø10mm	Ø10mm
-Outer carton QTY:	5pcs(BMC)	5pcs(BMC)	5pcs(BMC)	5pcs(BMC)
-G.W/N.W:	12/11kg	14/13.5kg	10.5/9.5kg	12/11kg
-Carton size:	45.5x32.5x28cm	59.5x31.5x25.5cm	48.5x34x30cm	45.5x32.5x28cm

CHARACTERISTIC DESCRIPTION

- Lithium battery, more environmental protection
- With comfortable and anti-slip soft grip
- Useful LED light
- Left and right rotation
- Variable speed control



	PH3214	PH3120	PH3144	PH3122
	Cordless Drill	Cordless Drill	Cordless Drill	Cordless Drill
-Voltage:	14.4V Li-ion	14.4V Li-ion	14.4V Li-ion	14.4V Li-ion
-No Load Speed:	0-400/0-1400rpm	0-350/0-1350rpm	0-450/0-1600rpm	0-350/0-1250rpm
-Torque stage:	18+1	18+1	21+1	19+1
-Dia.of Chuck :	Ø10mm	Ø10mm	Ø10mm	Ø10mm
-Outer carton QTY:	5pcs(BMC)	5pcs(BMC)	5pcs(BMC)	5pcs(BMC)
-G.W/N.W:	13/12kg	13/12kg	10.5/10kg	12/11kg
-Carton size:	52x32x30cm	45.5x32.5x28cm	48.5x34x30cm	49x38x30cm

PH3147



PH3146



PH3149



PH3258

PH3130



PH3215



PH3151



PH3259



CHARACTERISTIC DESCRIPTION

- Compact and light weight design
- With comfortable and anti-slip soft grip
- Useful LED light
- Left and right rotation
- Variable speed control
- Double speed, so that the drilling wood and metal more convenient



	PH3147	PH3146	PH3130	PH3215
	Cordless Drill	Cordless Drill	Cordless Drill	Cordless Drill
-Voltage :	18V Li-ion	18V Li-ion	18V Li-ion	18V Li-ion
-No Load Speed:	0-350/0-1250rpm	0-400/0-1350rpm	0-350/0-1150rpm	0-400/0-1400rpm
-Torque stage:	18+1	17+1	19+1	18+1
-Dia.of Chuck :	Ø10mm	Ø10mm	Ø10mm	Ø10mm
-Outer carton QTY:	5pcs(BMC)	6pcs(BMC)	5pcs(BMC)	5pcs(BMC)
-G.W/N.W:	10.5/9.5kg	15/14kg	16/15kg	13/12kg
-Carton size:	50x30x26cm	62x31.5x30.5cm	64.5x38.5x33cm	52x32x30cm

CHARACTERISTIC DESCRIPTION

- Lithium battery, more environmental protection
- With comfortable and anti-slip soft grip
- Useful LED light
- Left and right rotation
- Variable speed control



	PH3258	PH3149	PH3151	PH3259
	Cordless Drill	Cordless Drill	Cordless Drill	Cordless Drill
-Voltage:	20V Li-ion	18V Li-ion	20V Li-ion	20V Li-ion
-No Load Speed:	0-400/0-1400rpm	0-400/0-1400rpm	0-450/0-1600rpm	0-400/0-1400rpm
-Torque stage:	18+1	18+1	21+1	18+1
-Dia.of Chuck :	10mm	Ø10mm	Ø10mm	10mm
-Outer carton QTY:	5pcs(BMC)	5pcs(BMC)	5pcs(BMC)	5pcs(BMC)
-G.W/N.W:	13/12kg	12/11 kg	12/11kg	13/12kg
-Carton size:	52x32x30cm	47.5x31x24.5cm	48.5x34x30cm	52x32x30cm



PH3236



PH3237



PH3239



PH3257



PH3216



PH3238



PH3154



PH3260

CHARACTERISTIC DESCRIPTION

- Compact and light weight design
- With comfortable and anti-slip soft grip
- Useful LED light
- Left and right rotation
- Variable speed control
- Double speed, so that the drilling wood and metal more convenient



	PH3236	PH3237	PH3216	PH3238
	Cordless Drill	Cordless Drill	Cordless Drill	Cordless Drill
-Voltage & Frequency:	20v LI-ion	20v LI-ion	20v LI-ion	20v LI-ion
-No Load Speed:	0-350/0-1300rpm	0-500/0-1800rpm	0-400/0-1400rpm	0-450/0-1650rpm
-Torque stage:	20+3	19+3	20+3	20+3
-Dia.of Chuck:	10mm	13mm	Ø13mm	13mm
-Outer carton QTY:	5pcs(BMC)	5pcs(BMC)	5pcs(BMC)	5pcs(BMC)
-G.W/N.W:	16/15KGS	20/19kgs	19/18kg	18/17kgs
-Carton size:	64x38x33cm	64x38x33cm	52x35x33cm	49x38x30cm

	PH3239	PH3257	PH3154	PH3260
	Cordless Brushless Drill			Cordless Drill
-Voltage & Frequency:	20v LI-ion	20V Li-ion	20V Li-ion	20V Li-ion
-No Load Speed:	0-350rpm/0-1300rpm	0-530/0-1950rpm	0-500/0-1600rpm	0-400/0-2000rpm
-Torque stage:	20+3	20+1	16+1	22+1+1+1 (150N.m)
-Dia.of Chuck:	13mm	Ø13mm	Ø13mm	Ø13mm
-Outer carton QTY:	5pcs(BMC)	8pcs	5pcs(BMC)	4pcs(BMC)
-G.W/N.W:	16/15KGS	13/12kg	15/13kg	16/15kg
-Carton size:	64x38x33cm	48x36x24cm	50x32.5x30.5cm	48x41x35cm



PH3191

PH3191	
	Cordless Angle Grinder
-Voltage :	18V Li-ion
-No Load Speed:	9000rpm
-Dia.of Wheel:	100/115mm
-Charging time:	1h/3-5h
-Outer carton QTY:	6pcs
-G.W/N.W:	14/12kg
-Carton size:	50x33.5x28.5cm



PH3160

PH3160	
	Cordless Circular Saw
-Voltage :	12V Li-ion
-Speed:	1400rpm
-Dia.of Blade:	85mm
-Outer carton QTY:	4pcs
-G.W/N.W:	9/7kg
-Carton size:	56.5x46.5x19.5cm



PH3190

PH3190	
	Cordless Angle Grinder
-Voltage :	18V Li-ion
-No Load Speed:	8000rpm
-Dia.of Wheel:	100/115mm
-Charging time:	1h/3-5h
-Outer carton QTY:	6pcs
-G.W/N.W:	14/12kg
-Carton size:	38x30x40cm

PH3161	
	Cordless Circular Saw
-Voltage :	18V Li-ion
-Speed:	3800rpm
-Dia.of Blade:	135mm
-Outer carton QTY:	4pcs
-G.W/N.W:	13/12kg
-Carton size:	39x38x53.5cm



PH3161



PH3243

PH3243	
	Cordless Angle Grinder
-Voltage :	20V Li-ion
-No Load Speed:	8000rpm
-Dia.of Wheel:	115mm
-Charging time:	1h/3-5h
-Outer carton QTY:	6pcs
-G.W/N.W:	16/14kg
-Carton size:	50x38x30cm

PH3247	
	Cordless Circular Saw
-Voltage :	20V Li-ion
-Speed:	3700rpm
-Dia.of Blade:	165mm
-Outer carton QTY:	4pcs
-G.W/N.W:	14/13kg
-Carton size:	41x40x55cm



PH3247



PH3217

PH3217	
	Cordless Angle Grinder
-Voltage :	20V Li-ion
-No Load Speed:	8500rpm
-Dia.of Wheel:	125mm
-Charging time:	3-5h
-Outer carton QTY:	5pcs
-G.W/N.W:	17.5/15kg
-Carton size:	61x38x33cm

PH3218	
	Cordless Circular Saw
-Voltage :	20V Li-ion
-Speed:	3800rpm
-Dia.of Blade:	185mm
-Outer carton QTY:	4pcs
-G.W/N.W:	15.5/15kg
-Carton size:	38x38x52.5cm



PH3218



PH3255

PH3255	
	Cordless Mini Cutter
-Voltage :	12v Li-ion
-No Load Speed:	19500rpm
-Blade:	76mm
-Outer carton QTY:	10pcs
-G.W/N.W:	17/16KGS
-Carton size:	46x27x27cm



PH3241

PH3241	
	Cordless Mini Cutter
-Voltage :	20v LI-ion
-No Load Speed:	19500rpm
-Dia.of Chuck:	76mm
-Outer carton QTY:	10pcs
-G.W/N.W:	15/13KG
-Carton size:	45x35x28CM



PH3223

PH3223	
	Cordless Impact Wrench
-Voltage :	20v LI-ion
-No Load Speed:	0-1400/0-2600rpm
-Impact Power:	300N.m
-Max.Torque:	1/2"
-Outer carton QTY:	4pcs(BMC)
-G.W/N.W:	15/13KG
-Carton size:	43.5x36.5x31CM



PH3224

PH3224	
	Cordless Impact Wrench
-Voltage :	20v LI-ion
-No Load Speed:	0-2800rpm
-Impact Power:	400N.m
-Max.Torque:	1/2"
-Outer carton QTY:	5pcs(BMC)
-G.W/N.W:	16/15KGS
-Carton size:	64x38x33cm



PH3219

PH3219	
	Cordless Impact Wrench
-Voltage :	20V Li-ion
-No Load Speed:	0-2000rpm
-Impact Power:	0-2400bpm
-Max.Torque:	220N.m
-Outer carton QTY:	5pcs(BMC)
-G.W/N.W:	20/19kg
-Carton size:	51.5x34.5x32cm



PH3221

PH3221	
	Cordless Impact Wrench
-Voltage :	20V Li-ion
-No Load Speed:	0-2200rpm
-Impact Power:	0-2600bpm
-Max.Torque:	300N.m
-Outer carton QTY:	5pcs(BMC)
-G.W/N.W:	20/19kg
-Carton size:	51.5x34.5x32cm



PH3265

PH3265	
	Cordless Impact Wrench
-Voltage:	20V Li-ion
-No Load Speed:	1800/2200rpm
-Impact Rate:	1200/3400bpm
-Max Torque:	320N.m
-Outer carton QTY:	5pcs(BMC)
-G.W/N.W:	14/13kg
-Carton size:	52x32x30cm



PH3225

PH3225	
	Cordless Impact Wrench
-Voltage :	20V Li-ion
-No Load Speed:	0-2200rpm
-Impact Power:	0-2600bpm
-Max.Torque:	400N.m
-Outer carton QTY:	5pcs(BMC)
-G.W/N.W:	16/15kg
-Carton size:	64x38x33cm



PH3168

PH3168	
	Cordless Jig Saw
-Voltage :	18V Li-ion
-No Load Speed:	0-2400rpm
-Cutting Capacity :	19mm
-Outer carton QTY:	5pcs
-G.W/N.W:	10/9kg
-Carton size:	48x30.5x28.5cm



PH3266

PH3266	
	Cordless Jig Saw
-Voltage :	18V Li-ion
-No Load Speed:	0-2700rpm
-Cutting Capacity :	20mm
-Outer carton QTY:	5pcs
-G.W/N.W:	13/11kg
-Carton size:	45x30x30cm



PH3269

PH3269	
	Cordless Jig Saw
-Voltage :	20V Li-ion
-No Load Speed:	0-2400rpm
-Cutting Capacity :	18mm
-Outer carton QTY:	5pcs
-G.W/N.W:	13/11kg
-Carton size:	47x32x32cm



PH3245

PH3245	
	Cordless Jig Saw
-Voltage :	20V Li-ion
-No Load Speed:	0-3000rpm
-Cutting Capacity :	20mm
-Outer carton QTY:	5pcs
-G.W/N.W:	13/11kg
-Carton size:	45x30x30cm

PH3273	
	Cordless Pruner
-Voltage :	20V Li-ion
-Cut Capacity:	30mm
-Outer carton QTY:	5pcs(BMC)
-G.W/N.W:	12/11kg
-Carton size:	40x31x15cm



PH3273

PH3274	
	Cordless Pruner
-Voltage :	20V Li-ion
-Cut Capacity:	30mm
-Outer carton QTY:	5pcs(BMC)
-G.W/N.W:	12/11kg
-Carton size:	40x31x15cm



PH3274

PH3170	
	Cordless Reciprocating Saw
-Voltage :	18V Li-ion
-Speed:	0-3000rpm
-Stroke Length:	25.4mm
-Outer carton QTY:	4pcs
-G.W/N.W:	8.6/6.6kg
-Carton size:	38x18.6x47.5cm



PH3170

PH3270	
	Cordless Reciprocating Saw
-Voltage :	20V Li-ion
-Speed:	0-2800rpm
-Stroke Length:	20mm
-Outer carton QTY:	6pcs
-G.W/N.W:	14.5/13.5kg
-Carton size:	52.5x40.5x22cm



PH3270



PH3290

PH3291

PH3290/3291	
	Cordless Chainsaw
-Voltage :	20V Li-ion
-No Load Speed:	0-3300rpm
-Length Of Cut:	4"
-Outer carton QTY:	10pcs(BMC)
-G.W/N.W:	23/22kg
-Carton size:	60x37x40cm



PH3292

PH3292	
	Cordless Chainsaw
-Voltage :	20V Li-ion
-No Load Speed:	0-3300rpm
-Length Of Cut:	6"
-Outer carton QTY:	10pcs(BMC)
-G.W/N.W:	29.5/28kg
-Carton size:	76x41x40cm



PH3293

PH3293	
	Cordless Chainsaw
-Voltage :	20V Li-ion
-No Load Speed:	0-3300rpm
-Length Of Cut:	8"
-Outer carton QTY:	5pcs(BMC)
-G.W/N.W:	16/15kg
-Carton size:	71x35.5x29.5cm



PH3294

PH3294	
	Cordless Chainsaw
-Voltage :	20V Li-ion
-No Load Speed:	0-3300rpm
-Length Of Cut:	8"
-Outer carton QTY:	5pcs(BMC)
-G.W/N.W:	16/15kg
-Carton size:	40x41x41cm

PH3276	
	Cordless Impact Driver
-Voltage :	20V Li-ion
-No Load Speed:	0-2600rpm
-Impact Power:	0-4400bpm
-Max.Torque:	250N.m
-Outer carton QTY:	10pcs
-G.W/N.W:	22/21kg
-Carton size:	45.5x44x26.5cm



PH3276

PH3222	
	Cordless Impact Driver
-Voltage :	20V Li-ion Brushless
-No Load Speed:	0-2800rpm
-Impact Power:	0-3400bpm
-Max.Torque:	280N.m
-Outer carton QTY:	4pcs(BMC)
-G.W/N.W:	15/13kg
-Carton size:	43.5x36.5x31cm



PH3222

PH3178	
	Cordless Delta Multiplier
-Voltage :	20V Li-ion
-Speed:	8000-18000 opm
-Oscillations:	3.2°
-Outer carton QTY:	5pcs
-G.W/N.W:	12/11kg
-Carton size:	42x35x18cm



PH3178

PH3179	
	Cordless Delta Multiplier
-Voltage :	20V Li-ion
-Speed:	5000-18000 opm
-Oscillations:	2.8°
-Outer carton QTY:	5pcs
-G.W/N.W:	11/10kg
-Carton size:	41.5x37x12cm



PH3179



PH3133

PH3133	
	Cordless Hammer Drill
-Voltage :	18V Li-ion
-Speed:	0-300/0-1000rpm
-Max.Drilling Dia:	20mm
-Impact Force:	1.2J
-Outer carton QTY:	4pcs
-G.W/N.W:	12/10kg
-Carton size:	41x33x23.6cm



PH3233

PH3233	
	Cordless Hammer Drill
-Voltage :	20V Li-ion
-Speed:	0-900rpm
-Max.Drilling Dia:	26mm
-Impact Force:	3J
-Outer carton QTY:	5pcs(BMC)
-G.W/N.W:	30/29kg
-Carton size:	60x44x35cm



PH3196

PH3196	
	Cordless Tire Compressor
-Voltage :	12V Li-ion
-Maximum Pressure:	11 bar
-Maximum Flow:	14L/min
-Outer carton QTY:	5pcs
-G.W/N.W:	9/8kg
-Carton size:	42.5x27x20cm



PH3197

PH3197	
	Cordless Tire Compressor
-Voltage :	18V Li-ion
-Maximum Pressure:	11 bar
-Maximum Flow:	14L/min
-Outer carton QTY:	5pcs
-G.W/N.W:	12/11kg
-Carton size:	43x29x22cm



PH3232



PH3234



PH3264



PH3286



PH3201

	PH3232	PH3234	PH3264	PH3201	PH3286
	Cordless Hot Air Gun			Cordless Blower	
-Voltage :	20V Li-ion	20V Li-ion	20V Li-ion	20V Li-ion	20V Li-ion
-Temperature:	250/550°C	250/550°C	50-550°C	■	■
-Speed:	■	■	■	0-13000rpm	0-12000rpm
-Max Air Volume:	■	■	■	2.3m³	2.3m³
-Air Flow:	200L/min	200L/min	200L/min	■	■
-Outer carton QTY:	10pcs	10pcs	10pcs	6pcs	6pcs
-G.W/N.W:	11/10kg	11/10kg	11/10kg	16/15kg	11/10kg
-Carton size:	48x47x22cm	48x47x22cm	48x47x22cm	51.5x31x39cm	51x33x34cm

PH3210**Cordless Sander**

-Voltage :	18V Li-ion
-Speed:	10000rpm
-Sanding Pad:	140x14x100mm
-Outer carton QTY:	4pcs
-G.W/N.W:	10/9kg
-Carton size:	51.5x26x22cm

**PH3210****PH3211****Cordless Belt Sander**

-Voltage :	20V Li-ion
-No-load speed:	270m/min
-Belt size:	76x457mm
-Outer carton QTY:	4pcs
-G.W/N.W:	12/11kg
-Carton size:	52x31x44cm

**PH3211****PH3240****Cordless Paint Spray Gun**

-Voltage :	20V Li-ion
-No-load speed:	600ml/min
-Paint Cup Volume:	1000ml
-Outer carton QTY:	4pcs
-G.W/N.W:	10/9kg
-Carton size:	38x27x33cm

**PH3240****PH3299****Cordless 2 in 1**

-Voltage :	20V Li-ion
-No-load speed:	1200rpm(drill) 8500rpm(angle grinder)
-Disc size:	13mm(drill) 115mm(angle grinder)
-Outer carton QTY:	10pcs
-G.W/N.W:	27/25kg
-Carton size:	50x43.5x28cm

**PH3299****PH3289****Cordless Polisher**

-Voltage:	12V
-No Load Speed:	2500-5000rpm
-Grinder Dia:	6"
-Outer carton QTY:	6pcs
-G.W/N.W:	11/10kg
-Carton size:	46x24.5x33cm

**PH3289****PH3249****Cordless Polisher**

-Voltage :	20V Li-ion
-Speed:	4000rpm
-Pad size:	150mm
-Outer carton QTY:	4pcs
-G.W/N.W:	13/11KGS
-Carton size:	33x33x25cm

**PH3249****PH3229****Cordless Pressure Cleaner**

-Voltage :	20V Li-ion
-Working Pressure:	20 Bar
-Working Flow:	150 L/H
-Outer carton QTY:	5pcs
-G.W/N.W:	12.5/11kg
-Carton size:	71x36x30.5cm

**PH3229****PH3230****Cordless Transfer Pump**

-Voltage :	18V Li-ion
-Max Flow:	1300L/H
-Max Height:	14m
-Outer carton QTY:	4pcs
-G.W/N.W:	12/10kg
-Carton size:	63x53.5x26.5cm

**PH3230**

PH3246

Cordless Planer

-Voltage :	20V Li-ion
-Speed:	10000rpm
-Chuck Pad:	60*1.5mm
-Outer carton QTY:	6pcs
-G.W/N.W:	15/13KGs
-Carton size:	52x30x35cm



PH3246

PH3251

Cordless Screwdriver

-Voltage :	20v LI-ion
-Speed:	450rpm
-Max torque:	15N.m
-Outer carton QTY:	6pcs
-G.W/N.W:	11/10KGS
-Carton size:	50x34x30cm



PH3251

PH3252

Cordless Caulking Gun

-Voltage :	20v LI-ion
-Speed:	0-8.5m/s
-Max torque:	6000N
-Outer carton QTY:	5pcs
-G.W/N.W:	13/11KGS
-Carton size:	45x40x28cm



PH3252

PH3231

Cordless Drain Cleaner

-Voltage :	18V Li-ion
-Speed:	0-560rpm
-Pipe Capacity:	3/4-2"
-Cable:	Length 7m, Dia 7mm
-Outer carton QTY:	2pcs
-G.W/N.W:	10/8kg
-Carton size:	45x39x26cm



PH3231

PH3256

Cordless Hot Gule Gun

-Voltage:	20v LI-ion
-No Load Speed:	15g/min
-Glue stick size:	11mm
-Outer carton QTY :	10pcs
-G.W/N.W	12/11KGs
-Carton size:	53x25x42cm



PH3256

PH3250

Cordless Hot Gule Gun

-Voltage:	20v LI-ion
-No Load Speed:	15g/min
-Glue stick size:	11mm
-Outer carton QTY :	10pcs
-G.W/N.W	12/11KGs
-Carton size:	40x35x20cm



PH3250

PH3399

Cordless LED Lamp

-Voltage:	20v LI-ion
-Outer carton QTY :	8pcs
-G.W/N.W	11/10KGS
-Carton size:	49x30x34cm



PH3399

PH3388

Cordless 2 IN 1

-Voltage:	20V
-Outer carton QTY :	8pcs
-G.W/N.W	15/14KGS
-Carton size:	52x42x27cm



PH3388









PH3300

PH3300	
Cordless 4 In 1	
-Voltage :	20V Li-ion
Cordless Hammer Cordless Drill Cordless Impact Wrench Cordless Chainsaw	
-Outer carton QTY:	5pcs
-G.W/N.W:	31.5/30kg
-Carton size:	62x45x36cm



PH3131

PH3131	
Cordless Mitre Saw	
-Voltage :	18V Li-ion
-Speed:	3600rpm
-Dia.of Blade:	185/210mm
-Laser:	With
-Outer carton QTY:	1pcs
-G.W/N.W:	12/10kg
-Carton size:	65x45x38cm



PH3403



PH3406



PH3407

	PH3403	PH3406	PH3407
	Electric Screwdriver	Electric Screwdriver	Electric Screwdriver
-Voltage & Frequency:	230/110V-50/60Hz	230/110V-50/60Hz	230/110V-50/60Hz
-Input Power:	450W	520W	710W
-No-load Speed:	0-3000rpm	0-4500rpm	0-4000rpm
-Dia of collet:	Ø6mm	Ø6mm	Ø6mm
-Outer carton QTY:	10pcs	6pcs	6pcs
-G.W/N.W:	21/19kg	9.5/8.5kg	12/10kg
-Carton size:	45x42x33cm	43x25.5x24cm	50x34x28cm



PH3411



PH3409



PH3408

Impact Wrench	PH3411	PH3409	PH3408
-Voltage & Frequency:	230/110V-50/60Hz	230/110V-50/60Hz	230/110V-50/60Hz
-Input Power:	450W	450W	1100W
-No-load Speed:	3600rpm	2200rpm	2200rpm
-Square drive:	1/2"	1/2"	3/4" and 1"
-Torque:	320N.m	300N.m	800N.m
-Outer carton QTY:	4pcs(BMC)	5pcs(BMC)	4pcs
-G.W/N.W:	15.5/15kg	20/18kg	20/18kg
-Carton size:	44x36.5x29cm	56x36x27.5cm	40x36.5x27.5cm



PH3501



PH3503



PH3502



PH3504



PH3607



PH3603

Electric Hoist	PH3501	PH3502	PH3503	PH3504
-Voltage & Frequency:	230/110V~50/60Hz	230/110V~50/60Hz	230/110V~50/60Hz	230/110V~50/60Hz
-Input Power:	450W	800W	1000W	1300W
-Hoisting Height:	12m(single wire) 6m(double wire)	12m(single wire) 6m(double wire)	12m(single wire) 6m(double wire)	12m(single wire) 6m(double wire)
-Hoisting Cap:	125kg(single wire) 250kg(double wire)	200kg(single wire) 400kg(double wire)	300kg(single wire) 600kg(double wire)	500kg(single wire) 999kg(double wire)
-Outer carton QTY:	2pcs	2pcs	2pcs	1pc
-G.W/N.W:	24.5/24kg	34/33.5kg	36/35.5kg	28/27kg
-Carton size:	36.5x30.5x25cm	41.5x33x27cm	41.5x33x27cm	55.5x24.5x35.5cm

Scroll Saw	PH3607	Band Saw	PH3603
-Voltage & Frequency:	230/110V~50/60Hz	-Voltage & Frequency:	230/110V~50/60Hz
-Input Power:	85W	-Input Power:	250W
-No Load Speed:	1400rpm	-No Load Speed:	12.1m/s
-Max.Cutting Depth/Width:	40/325mm	-Max.Cutting Depth/Width:	40/150mm
-Table Size:	305x185mm	-Table Size:	240x200
-Table Tilting Range:	0°-45°	-Table Tilting Range:	0-45
-Blade Length/Width:	133/2.6mm	-Blade Length/Width:	1080/3.5mm
-Outer carton QTY:	1pc	-Outer carton QTY:	1pc
-G.W/N.W:	9/7kg	-G.W/N.W:	12/10.5kg
-Carton size:	51x29x32cm	-Carton size:	31x25x58cm



PH3702



PH3727



PH3716

	PH3702	PH3727	PH3716
	Electric Spray Gun	Electric Spray Gun	Electric Spray Gun
-Voltage & Frequency:	230/110V~50/60Hz	230/110V~50/60Hz	230/110V~50/60Hz
-Input Power:	60/110W	600W	650W
-No-load Speed:	280mL/min	32000min ⁻¹	32000min ⁻¹
-Capacity:	800mL	800ml	1000ml
-Diameter of Nozzle:	1.8mm	1.0mm/1.8mm/2.0mm	1.0mm
-G.W/N.W:	8/7kg	10/9kg	14.5/13.5kg
-Carton size:	63x28x27.5cm/5pcs	47x36.5x41cm/4pcs	45.5x31x65.5cm/4pcs



PH3704



PH3715

	PH3704	PH3715
	Electric Spray Gun	Air Compressor
-Voltage & Frequency:	230/110V~50/60Hz	230/110V~50/60Hz
-Input Power:	400W	0.375kw,1HP
-No-load Speed:	32000min ⁻¹	-Tank: 9L
-Capacity:	800mL	-Pressure: 8bar 115PSI
-Diameter of Nozzle:	2.5mm	-Speed: 1450RPM
-G.W/N.W:	9/8kg	-Displacement: 63L/min,2.2cfm
-Carton size:	38x27x33cm/4pcs	-Outer carton QTY: 1pc
		-G.W/N.W: 17/15kg
		-Carton size: 48x22x48cm



PH3714/PH3714A



PH3711/PH3711A



PH3713



CHARACTERISTIC DESCRIPTION

- Strong motor, Safety cylinder, beautiful canister
- Carrying wheels, easy to move
- The safety switch, so that the pressure to 8 BAR automatically shut down the machine
- A switch can adjust the air pressure
- Motor which has a temperature protector

	PH3714/PH3714A	PH3711/ PH3711A	PH3713
	Air Compressor	Air Compressor	Air Compressor
-Voltage & Frequency:	230/110V~50/60Hz	230/110V~50/60Hz	230/110V~50/60Hz
-Input Power:	1.1kw,1.5HP	1.5kw,2HP	1.5kw,2HP
-Tank:	24L/50L	24L/50L	100L
-Pressure:	8bar 115PSI	8bar 115PSI	8bar 115PSI
-Speed:	2850RPM	2850RPM	1000RPM
-Displacement:	206L/min,7.3cfm	206L/min,7.3cfm	206L/min
-Outer carton QTY:	1pc / 1pc	1pc / 1pc	1pc
-G.W/N.W:	23/21kg / 32/30kg	23/21kg / 32/30kg	75/61kg
-Carton size:	61x26x61cm (24L) / 71x35x71cm (50L)	61x26x61cm (24L) / 71x35x71cm (50L)	100x40x84cm



GENERATOR



PH3801



PH3830



PH3802



PH3805

CHARACTERISTIC DESCRIPTION

- Gasoline powered
- Light and handy machine
- Very suitable for home use
- Voltage stability ease of use



	PH3801	PH3830	PH3802	PH3805
	Gasoline Generator	Gasoline Generator	Gasoline Generator	Gasoline Generator
-Peak Power:	0.7kw	1.1kw	2.2kw	3kw
-Rated Power:	0.65kw	1.0kw	2.0kw	2.8kw
-Rated Voltage:	230V/110	110/220V	230V/110V	110/230V
-Rated Current:	3.0A	5.0A	9A	13A
-Rated Frequency:	50Hz/60Hz	50/60Hz	50Hz/60Hz	50Hz/60Hz
-Displacement:	63cc	80cc	163cc	242cc
-Fuel Volume:	4.2L	5L	15L	15L
-Outer carton QTY:	1pc	1pc	1pc	1pc
-G.W/N.W:	16.5/15.5kg	31/30kg	42/40kg	44.5/42.5kg
-Carton size:	37x32x33cm	48.5x37.5x39.5cm	60x45x47cm	60x45x47cm



PH3806

PH3806	
	Gasoline Generator
-Peak Power:	5kw
-Rated Power:	4.8kw
-Rated Voltage:	110/230/380V
-Rated Current:	23A
-Rated Frequency:	50Hz/60Hz
-Displacement:	389cc
-Fuel Volume:	25L
-Outer carton QTY:	1pc
-G.W/N.W:	77.5/73.5kg
-Carton size:	70x52.5x58cm



PH3808

PH3808	
	Gasoline generator
-Max Power:	3/5.5kw
-Rated Power:	2.8/5kw
-Rated Voltage:	110/230V
-Rated Frequency:	50Hz/60Hz
-Displacement:	208/389cc
-Oil capacity:	1.1L
-Outer carton QTY:	1pc
-G.W/N.W:	80/76kg
-Carton size:	75x53x62cm



PH3850

Small volume, low noise,
Voltage stability, convenient to carry

PH3850	
	Digital Inverter Generator
-Peak Power:	10/2.2/2.8kw
-Rated Power:	0.9/2.0/2.6kw
-Rated Voltage:	110/120/220/240V
-Rated Current:	50/60Hz
-Rated Frequency:	50Hz/60Hz
-Displacement:	53/125/149cc
-Fuel Volume:	2.7/4.5/7.0L
-Outer carton QTY:	1pc / 1pc
-G.W/N.W:	16/14kg / 28/26kg
-Carton size:	48x26x41cm(1KVA) / 55.5x30.5x51cm(2KVA)



PH3816/PH3819



PH3809/PH3826

CHARACTERISTIC DESCRIPTION

- Diesel fuel, strong power
- Carrying wheels, easy to move
- Mute device, sound is very small
- Voltage stability, ease of use



	PH3816	PH3819	PH3809	PH3826
	Diesel Generator		Diesel Silent Generator	
-Peak Power:	3.0kw	5.0kw	3.0kw	5.0kw
-Rated Power:	2.8kw	4.8kw	2.8kw	4.8kw
-Rated Voltage:	110/230/380V	110/230/380V	110/230/380V	110/230/380V
-Rated speed:	3600r/min	3600r/min	3600r/min	3600r/min
-Rated Frequency:	50Hz/60Hz	50Hz/60Hz	50Hz/60Hz	50Hz/60Hz
-Displacement:	296cc	418cc	296cc	418cc
-Fuel Volume:	12.5L	12.5L	16L	16L
-Outer carton QTY:	1pc	1pc	1pc	1pc
-G.W/N.W:	73/70kg	115/110kg	150/145kg	175/170kg
-Carton size:	67.5x49x55cm	75x50x65cm	95x55x75cm	95x55x75cm



INDUSTRIAL HEAVY DUTY GENERATORS
DIESEL POWER



Diesel Silent Generator	PH3832					
-Rated frequency(Hz):	50/60					
-Rated output(KW/KVA):	10/12.5	20/25	30/37.5	50/62.5	75/93.7	100/125
-Max. output(KW):	11	23	33	55	80	110
-Rated voltage(V) :	380/220/110					
-Rated current(A):	18.9	37.9	56.4	94.9	142.4	189
-Fuel tank capacity(L):	100	100	100	120	200	200
-Compression ratio:	19:1	19:1	19:1	17:1	17:1	17:1
-Continuous running time(h)	20-24	20-24	20-24	20-24	20-24	20-24
-Overall dimension(cm):	198x88x120	198x88x125	230x110x130	230x102x150	240x110x180	300x110x180
-Net weight(kg):	660	720	920	1200	1800	2000




CHARACTERISTIC DESCRIPTION

- Gasoline fuel, with strong power
- It is suitable for field work
- Using the self suction inlet, try to use more convenient
- Economic and durable



Gasoline Water Pump	PH3811	PH3812	PH3813
-Inlet/outlet size:	2"	3"	4"
-Power:	5.5HP	6.5HP	9HP
-Pump lift:	26m	28m	16m
-Suction height:	8m	8m	8m
-Max.pump output:	550l/min	1000l/min	1300/min
-Fuel tank capacity:	3.6L	3.6L	6L
-Outer carton QTY:	1pc	1pc	1pc
-G.W/N.W:	29/27kg	32/30kg	49/47kg
-Carton size:	47x38.5x45cm	51.5x38.5x45cm	63.5x44.5x55cm



PH3904



PH3906



PH3909



PH3902



PH3914



PH3903



PH3905



PH3907



PH3908



Option



CHARACTERISTIC DESCRIPTION

- Classic style, beautiful shape
- Centrifugal single-stage construction
- Built-in thermal overload protection with automatic reset

	PH3904 Water Pump	PH3906 Water Pump	PH3903 Water Pump	PH3905 Water Pump
-Voltage & Frequency:	230/110V~50/60Hz	230/110V~50/60Hz	230/110V~50/60Hz	230/110V~50/60Hz
-Input Power:	370/550W	750W	370/550W	750W
-Max Height:	33/45m	50m	20/28m	32m
-Max.L/min:	36/50L	50L	80L/110L	120L
-Outer carton QTY:	6pcs	4pcs	4pcs	2pcs
-G.W/N.W:	25/24kg	30/29kg	32/31kg	20/19kg
-Carton size:	43.5x27.5x36.5cm	37x35x42cm	39x31x48cm	39x31x26cm

CHARACTERISTIC DESCRIPTION

- Centrifugal single-stage structure
- Corrosion-resistant motor casting and shaft
- Built-in thermal overload protection with automatic reset
- Adjustable float switch for various liquid level



	PH3909	PH3902	PH3914 Water Pump	PH3907	PH3908
-Voltage & Frequency:	230/110V~50/60Hz				
-Input Power:	400W	400W	550/750W	550/750W	550/750W
-Max Flow:	7500L/h	7500L/h	11000/13500L/h	11000/13500L/h	11000/13500L/h
-Max Height:	5mm	5mm	7/8mm	7/8mm	7/8mm
-Max Depth:	5m	5m	7/7m	7/7m	7/7m
-Outer carton QTY:	4pcs	4pcs	4pcs	4pcs	4pcs
-G.W/N.W:	12.5/10.5kg	17/15.5kg	21/20kg	21/20kg	21/20kg
-Carton size:	40x32x32cm	46x34x36cm	46x34x38.5cm	46x34x38cm	46x34x38cm

**PH3925**

PH3925 Vibration Masking Electric Pump	
-Voltage & Frequency:	230/110V-50/60Hz
-Input Power:	280W
-Max Height:	70m
-Max.Flow:	18L/h
-Outer carton QTY:	6pcs
-G.W/N.W:	23/21.5kg
-Carton size:	33.5x32x30.5cm

**PH3920**

PH3920 Water Pump	
-Voltage & Frequency:	230/110V-50/60Hz
-Rated power:	600/1200W
-Max.height:	50mm
-Max.pump rate:	3800L/h
-Max.depth:	8m
-Max.grain size:	5bar
-Dia of Pipe:	1"
-Outer carton QTY:	2pcs
-G.W/N.W:	7/6kg
-Carton size:	45x39x28cm

**PH3921**

PH3921 Garden Pump	
-Voltage & Frequency:	230/110V-50/60Hz
-Input Power:	600W
-Max.Delivery Height:	35mm
-Max.Delivery Capacity:	2800L/H
-Max.Submersion Depth:	7mm
-Min/Max Pressure:	2/3bar
-Dia of Pipe:	1"
-Outer carton QTY:	1pc
-G.W/N.W:	11/10kg
-Carton size:	47x33.5x57.5cm



PRESSURE CLEANER

POWERTOOLS



PH3982



PH3971



PH3981



PH3973

CHARACTERISTIC DESCRIPTION

- Can clean a lot of places
- Adjustable water shape to meet the needs of various functions of washing

Pressure Cleaner	PH3982	PH3971	PH3981	PH3973
-Voltage & Frequency:	230/110V-50/60Hz	230/110V-50/60Hz	230/110V-50/60Hz	230/110V-50/60Hz
-Input Power:	1400W	1400/1600W	1400W	1400/1600W
-Max.pressure:	105bar	105bar/110bar	105bar	90bar/105bar
-Working pressure:	70bar	70bar/75bar	70bar	60bar/70bar
-Flow Rate:	5.0L /Min	5L/Min	5L/Min	5L/Min
-Outer carton QTY:	1pc	1pc	1pc	1pc
-G.W/N.W:	6/5kg	7/6.5kg	7/6kg	6/5.5kg
-Carton size:	27x 25x47.5cm	29x25x44.5cm	29x25x45cm	26x25x47cm



PH3983



PH3985



PH3972

CHARACTERISTIC DESCRIPTION

- Can clean a lot of places
- Adjustable water shape to meet the needs of various functions of washing

Pressure Cleaner	PH3983	PH3985	PH3972
-Voltage & Frequency:	230/110V-50/60Hz	230/110V-50/60Hz	230/110V-50/60Hz
-Input Power:	1500/1650W	1500/1650W	1600/1800W
-Max.pressure:	120bar/135bar	120bar/135bar	110bar/120bar
-Working pressure:	80bar/90bar	80bar/90bar	75bar/80bar
-Flow Rate:	5L /Min	5L/Min	5L/Min
-Outer carton QTY:	1pc	1pc	1pc
-G.W/N.W:	7.5/6.5kg	8.5/7.5kg	7.5/6.5kg
-Carton size:	29x25x49cm	29x25x66cm	29x25x44.5cm



PH3978

PH3970



PH3980

CHARACTERISTIC DESCRIPTION

- Big power, high pressure
- Carrying wheels, convenient to move
- Can clean a lot of places
- Adjustable water shape to meet the needs of various functions of washing



	PH3978	PH3970	PH3980
	Pressure Cleaner	Pressure Cleaner	Gasoline Pressure Cleaner
-Voltage & Frequency:	230/110V-50/60Hz	230/110V-50/60Hz	-Working Pressure: 130bar
-Input Power:	2000/2200W	2000W	-Max.Pressure: 150Bar
-Max.pressure:	150/165bar	150bar	-Flow: 6L/Min
-Working pressure:	100/110bar	100bar	-Engine Type: 2.4HP 1.7KW/4000rpm
-Flow Rate:	6L/Min	6L/min	-Exclusion of cylinder: 80cm ³
-Outer carton QTY:	1pc	1pc	-Capacity of fuel tank: 1.6L
-G.W/N.W:	11/10.5kg	16.5/15.5kg	-Accessories: 1.Spray Gun 2.Water outlet hose meters 3.Detergent bottle 4.Quick Connector
-Carton size:	32.5x32x70.5cm	36.5x35.5x75.5cm	-Outer carton QTY: 1pc
			-G.W/N.W: 30/28.5kg
			-Carton size: 50x39.5x55cm



PH4001



PH4002

PH4001	
Aluminium Case	
20V Li-ion Cordless Drill	
Socket: 4, 5, 6, 8, 10, 11, 12, 13,	
25mm Bit: PZ1, PZ2, PZ3, T15, T20, T25, H3, H4, H5, 4, 5, 6, PH1, PH2, PH2, PH3, S1, S2, S3,	
50mm Bit: PH1, PH2, PH3, PZ1, PZ2, PZ3, 4, 6,	
75mm Bit: PH1, PH2, 4, 6,	
Flat Drill: 13, 16, 19, 22,	
Masonry Drill: 3, 4, 5, 6, 8, 10,	
Wood Drill: 3, 4, 5, 6, 8, 10,	
Screw Bit + Nail + Extension Rod	
-Outer carton QTY:	2PCS
-G.W/N.W:	15.5/14.5kg
-Carton size:	67x45.5x26cm

PH4002	
Aluminium Case	
20V Li-ion Cordless Drill	
Socket: 5, 6, 8, 10, 11, 12, 13,	
25mm Bit: PH0, PH0, PH0, PH1, PH1, PH1, PH2, PH2, PH2, PH2, PH3, PH3, PH3, PZ0, PZ0, PZ0, PZ1, PZ1, PZ1, PZ2, PZ2 PZ2, PZ2, PZ3, PZ3, PZ3, 3, 3, 4, 4, 5, 5, 6, 6, H3, H3, H4, H4, H5, H5, H6, H6, T10, T10, T15, T15, T20, T20, T25, T25, T27, T27, T30, T30, T40, T40, T10, T10, T15, T15, T20, T20, T25, T25, T27, T27, T30, T30, T40, T40 + Extension Rod	
50mm Bit: PH1, PH2, PH3, PZ1, PZ2, PZ3, 4, 5, 6,	
75mm Bit: PH1, PH2, PH3, PZ1, PZ2, 3, 4, 5,	
Wood Drill: 3, 4, 5, 6, 8,	
-Outer carton QTY:	2PCS
-G.W/N.W:	15.5/14.5kg
-Carton size:	67x45.5x26cm



PH5003

Polisher	PH5003
-Voltage & Frequency:	230/110V-50/60Hz
-Input Power:	400W
-No Load Speed:	0-2800rpm
-Dia.of Disc:	ø125mm
-Outer carton QTY:	10pcs
-G.W/N.W:	16/15kg
-Carton size:	42x42x26cm



PH5033

Polisher	PH5033
-Voltage & Frequency:	230/110V-50/60Hz
-Input Power:	900W
-No Load Speed:	500-3300rpm
-Dia.of Disc:	ø125/ø150mm
-Outer carton QTY:	6pcs
-G.W/N.W:	15/14kg
-Carton size:	43.5x43.5x34cm



PH5005

Polisher	PH5005
-Voltage & Frequency:	230/110V-50/60Hz
-Input Power:	120W
-No Load Speed:	2950rpm
-Dia.of Disc:	ø240mm
-Outer carton QTY:	4pcs
-G.W/N.W:	11.5/10.5kg
-Carton size:	51.5x27.5x45.5cm



PH5032

Polisher	PH5032
-Voltage & Frequency:	230/110V-50/60Hz
-Input Power:	1200W
-No Load Speed:	0-3000rpm
-Dia.of Disc:	ø180mm
-Outer carton QTY:	4pcs
-G.W/N.W:	16.5/16kg
-Carton size:	48x32x38cm



PH5034



Polisher	PH5034
-Voltage & Frequency:	230/110V-50/60Hz
-Input Power:	90W
-No Load Speed:	3200rpm
-Dia.of Disc:	ø240mm
-Outer carton QTY:	4pcs
-G.W/N.W:	12/10.5kg
-Carton size:	54x54x26cm



PH5024

Polisher	PH5024
-Voltage & Frequency:	230/110V-50/60Hz
-Input Power:	1200W
-No Load Speed:	0-3000rpm
-Dia.of Disc:	ø180mm
-Outer carton QTY:	4pcs
-G.W/N.W:	16.5/16kg
-Carton size:	48x32x38cm

**PH4307**

Electric Staple Gun	PH4307
-Voltage :	220-240VAC,100-120VAC
-Frequency:	50/60 Hz
-Impact rate:	20/min
-Staple:	6---14mm(15/64"-35/64")
-T-brad nail:	15mm(19/32")
-Outer carton QTY:	10pcs
-G.W/N.W:	8/7kg
-Carton size:	42x31.5x17cm

**PH5055**

Biscuit Jointer	PH5055
-Voltage & Frequency:	230/110V-50/60Hz
-Input Power:	1010W
-No Load Speed:	11000rpm
-Blade Diameter:	100mm
-Cutting Angle:	0-45°
-Outer carton QTY:	2pcs
-G.W/N.W:	10.5/9.5kg
-Carton size:	51x37x23cm

**PH6012**

Log Splitter	PH6012
-Voltage & Frequency:	230/110V-50/60Hz
-Input Power:	1500W
-Max.Splitting Force:	5tons
-Max.Cylinder Trace:	390mm
-Diameter of Cylinder:	60mm
-Hydraulic Oil Capacity:	3.5L
-Diameter:	50-250mm
-Length:	370/520mm
-Outer carton QTY:	1pc / 1pc
-G.W/N.W:	44/42kg / 46/44kg
-Carton size:	84x29x51cm(370MM) / 97x29x51cm(520MM)

Electric Engraver/Carver	PH5101
-Voltage & Frequency:	230/110V-50/60Hz
-Input Power:	15W
-No Load Speed:	7200rpm
-Outer carton QTY:	20pcs
-G.W/N.W:	10/9kg
-Carton size:	45.5x36.5x24cm

**PH5101**

Electric Drill Bit Sharpener	PH5110
-Voltage & Frequency:	230/110V-50/60Hz
-Input Power:	80W
-No Load Speed:	5800rpm
-Working Capacity:	3-12mm
-Outer carton QTY:	8pcs
-G.W/N.W:	17.5/16.5kg
-Carton size:	55x31x27cm

**PH5110**

Multi-task Sharpener	PH5111
-Voltage & Frequency:	230/110V-50/60Hz
-Input Power:	65W
-No Load Speed:	6700rpm
-Max.Wheel Diameter:	48mm
-Drill Diameter:	3-10mm
-Plane Blades:	6-51mm
-Outer carton QTY:	4pcs
-G.W/N.W:	9/8kg
-Carton size:	45.5x42x19cm

**PH5111**

Technical Specification	PH5120
-Voltage & Frequency:	230/110V-50/60Hz
-Input Power:	600W
-No Load Speed:	650rpm
-Max Drilling Diameter:	16mm
-Outer carton QTY:	1pcs
-G.W/N.W:	12.5/11.5kg
-Carton size:	34x17x39cm

**PH5120**



PH7016



PH7017



PH7018

	PH7016	PH7017	PH7018
	Inverter Welder MMA	Inverter Welder MMA	Inverter Welder MMA
-Voltage & Frequency:	230/110V-50/60Hz	230/110V-50/60Hz	230/110V-50/60Hz
-Welding Current:	20-120A/20-140A	20-120A/20-160A	20-160A/20-200A
-Duty Cycle:	60%	80%	80%
-Min Electrode:	1.6mm	1.6mm	1.6mm
-Max Electrode:	3.2mm	4mm	5mm
-Outer carton QTY:	1pc	1pc	1pc
-G.W/N.W:	3/2.8kg	3.3/3kg	4.5/4kg
-Carton size:	27x14x21cm	30x17x24cm	40x17x27cm



PH7005



PH7006

	PH7005	PH7006
	Inverter Welder MMA	Inverter Welder MMA
-Voltage & Frequency:	230/110V-50/60Hz	230/110V-50/60Hz
-Welding Current:	20-140A/20-160A	30-180A/30-200A
-Duty Cycle:	80%	60%
-Min Electrode:	1.6mm	1.6mm
-Max Electrode:	4mm	5mm
-Outer carton QTY:	1pc	1pc
-G.W/N.W:	5/4.5kg	6/5.5kg
-Carton size:	46x19x31cm	46x19x31cm



PH7012



PH7040

CHARACTERISTIC DESCRIPTION

- Advanced(IGBT) inverter technology
- Compact, portable, high-efficiency and low consumption, energy saving
- With strong compensation capability resistant to voltage fluctuation, stable welding current
- Anti-stick, Thermostatic control, Fan cooled carrying strap and handle
- Hot start, with arc force, overload protection

	PH7012	PH7040
	Inverter Welder TIG/MMA	Plasma Cutting Machine
-Voltage & Frequency:	230/110V-50/60Hz	-Voltage & Frequency: 380V-50/60Hz
-Welding Current TIG:	5-140A/5-180A	-Output Current Adjustable Rang : 15-60A/15-100A
-Welding Current MMA:	20-140A/20-160A	-Rated Duty Cycle : 35%/60%
-Input Capacity:	5.3KVA	-Input Capacity : 10.6KVA/20.5KVA
-Thickness Of Welding Material:	MMA : 1-12/TIG : 0.2-12	-Methods Of Cooling : Air-Cooled
-Electrode:	1.6-5mm	-Max Thickness Of Cutting : 12mm
-G.W/N.W:	8.5/8kg	-G.W/N.W: 26/24kg (60A) 18/17kg(100A)
-Carton size:	42x26x31cm/1pc	-Carton size: 60x57x31cm/2pcs 69x32x47.5cm/1pc

PH7051

Pipe Welding Machine

- Voltage & Frequency: 230/110V-50/60Hz
- Input Power: 600w
- Temperature :: 50-300°C
- Chief: 20-32mm
- Outer carton QTY: 20pcs
- G.W/N.W: 28.5/27.5kg
- Carton size: 47x35x68cm



PH7051

PH7052

Pipe Welding Machine

- Voltage & Frequency: 230/110V-50/60Hz
- Input Power: 1000w
- Temperature :: 50-300°C
- Chief: 20-63mm
- Outer carton QTY: 10pcs
- G.W/N.W: 16/15kg
- Carton size: 41.5x35x47cm



PH7052

PH7053

Pipe Welding Machine

- Voltage & Frequency: 230/110V-50/60Hz
- Input Power: 1500w
- Temperature :: 50-300°C
- Chief: 20-63mm
- Outer carton QTY: 5pcs
- G.W/N.W: 10/9kg
- Carton size: 52x30x52.5cm



PH7053